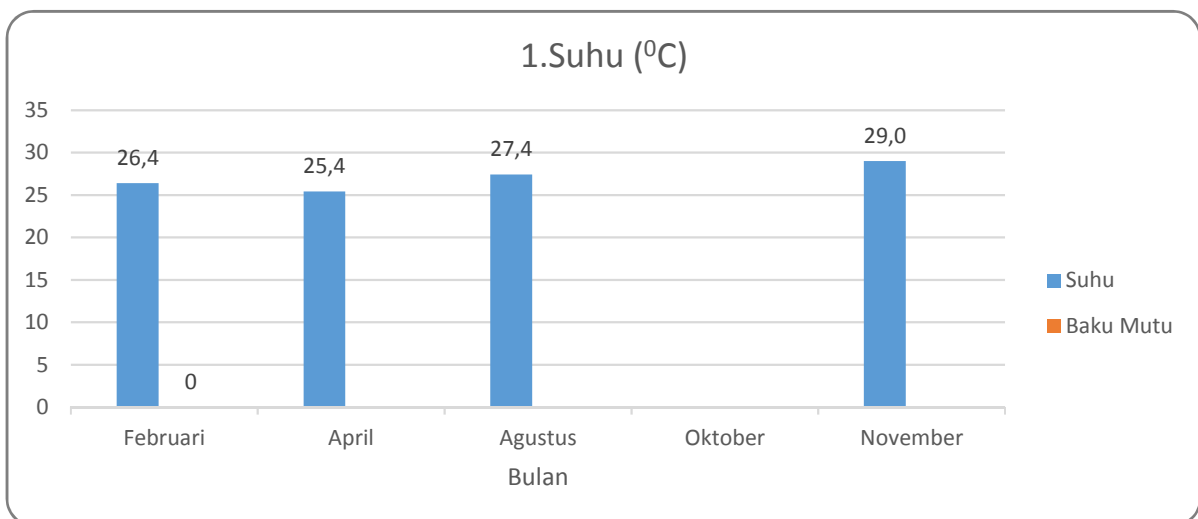
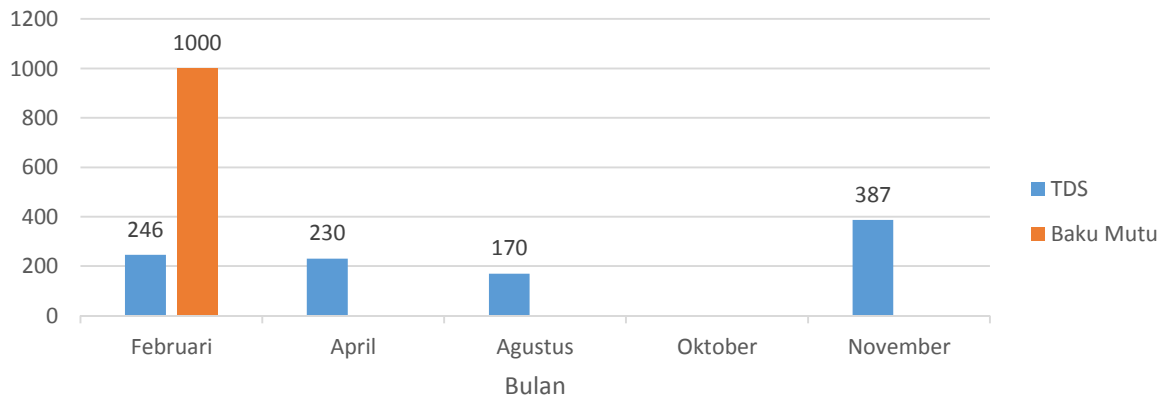


LAPORAN HASIL PENGUJIAN
LABORATORIUM MIPA UNIVERSITAS SEBELAS MARET
Pos Kualitas Air Jarum 2009 - S.Dengkeng

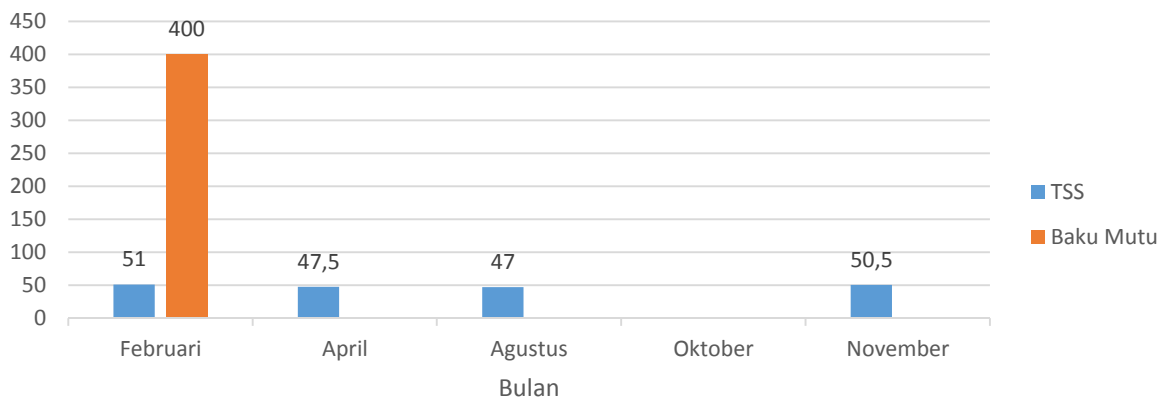
No	Parameter	Satuan	Bulan					Baku Mutu
			Februari	April	Agustus	Oktober	November	
1	Suhu	°C	26,4	25,4	27,4		29,0	0
2	TDS	mg/L	246	230	170		387	1000
3	TSS	mg/L	51	47,5	47		50,5	400
4	DO	mg/L						3
5	pH	mg/L	7,82	6,97	7,38		7,84	9
6	Fe	mg/L	0,074	0,486	0,017		0,048	1
7	Mn	mg/L	0	0,004	< 0.001		0,021	1
8	Cd	mg/L	0	< 0.002	< 0.002		< 0.002	0,001
9	Zn	mg/L	0	< 0.001	0,002		0,026	0,05
10	Pb	mg/L	0	< 0.005	< 0.005		< 0.005	0,03
11	Cu	mg/L	0	0,013	< 0.004		< 0.004	0,02
12	Cr ⁶⁺	mg/L	0	< 0.003	< 0.003		< 0.003	0,05
13	Nitrat	mg/L	1,077	0,798	1,377		0,655	20
14	Nitrit	mg/L	0,045	0,144	0,224		0,026	0,06
15	NH ₃	mg/L	0,098	0,62	0,03		0,232	1
16	PO ₄	mg/L	0,168	0,738	0,039		0,119	1
17	COD	mg/L	20,71	11,99	43,08		27,9	50
18	BOD	mg/L	7,95	3,99	16,24		10,45	6
19	Cl	mg/L	15,2	14,32	19,39		20,8	1
20	Minyak & Lemak	mg/L						6
21	Sulfat	mg/L		17,9	9,053		4,568	15
22	Total Kolifom	jml / 100 mL						2400



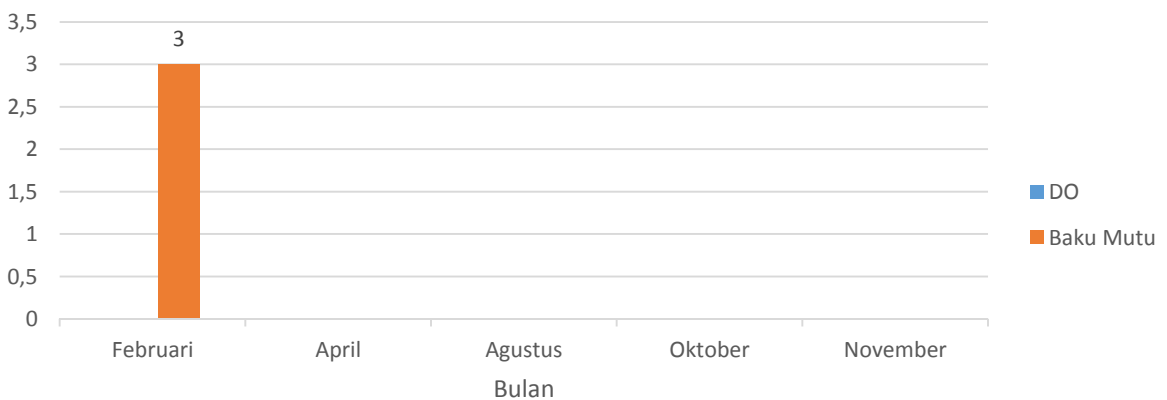
2.TDS (mg/L)


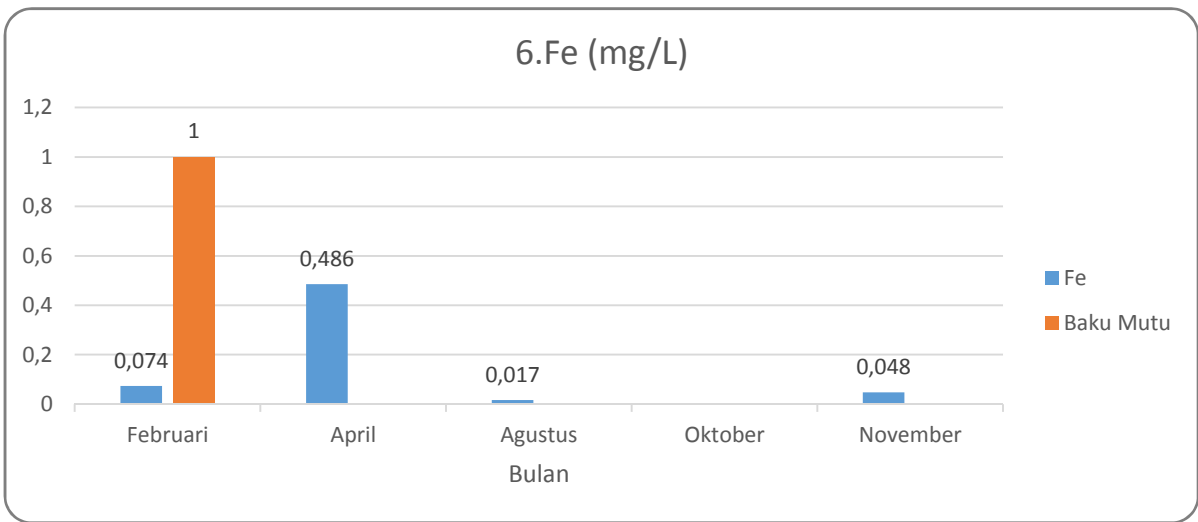
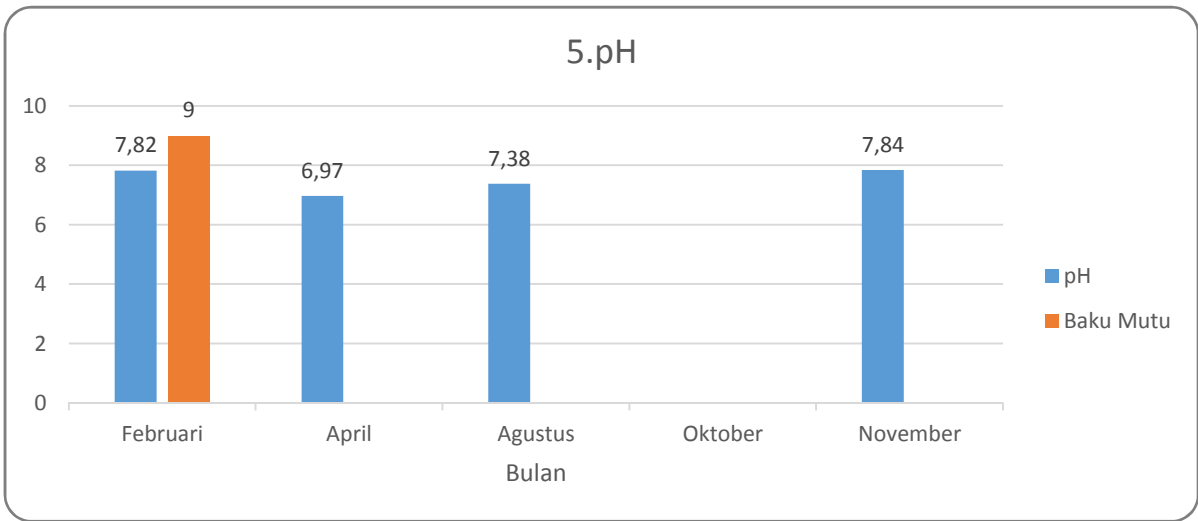


3.TSS (mg/L)

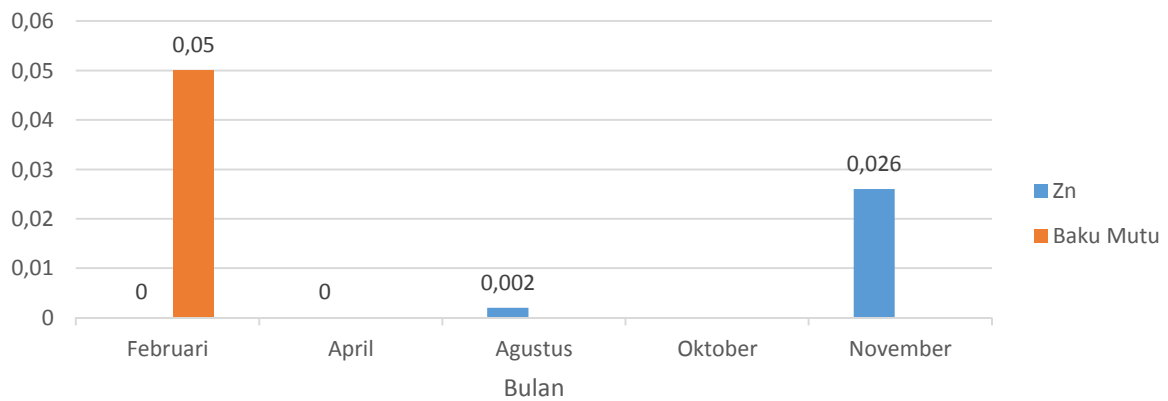


4.DO (mg/L)

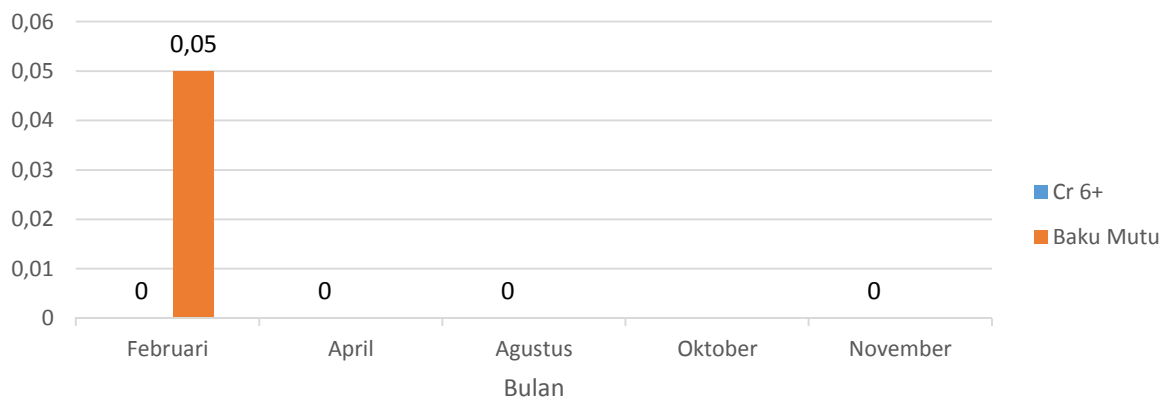




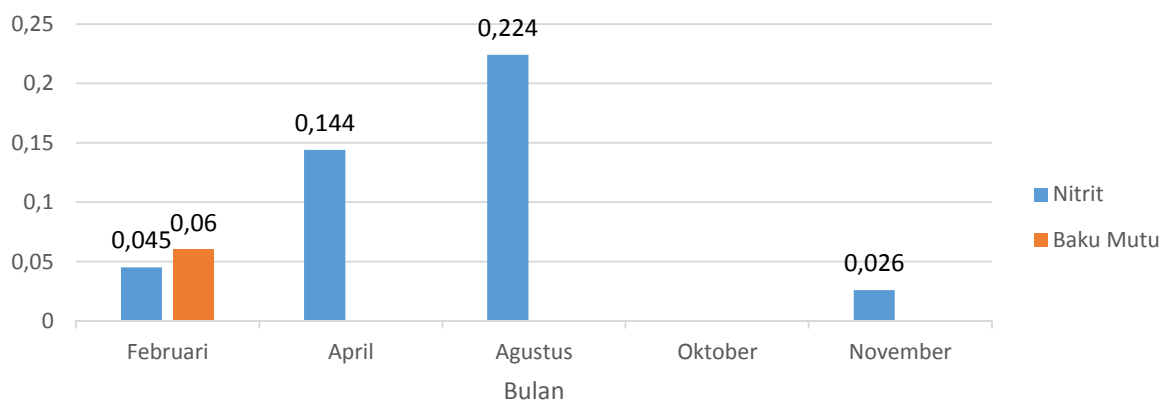
9.Zn (mg/L)



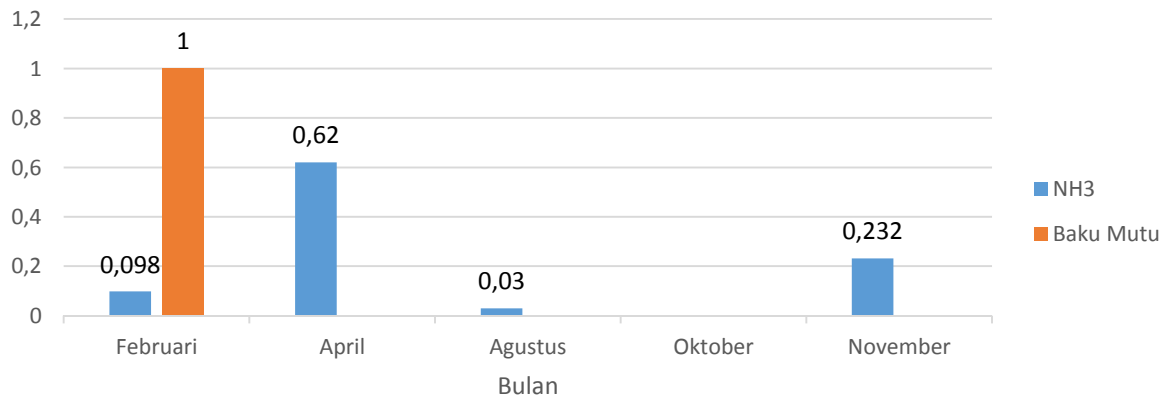
12.Cr (mg/L)



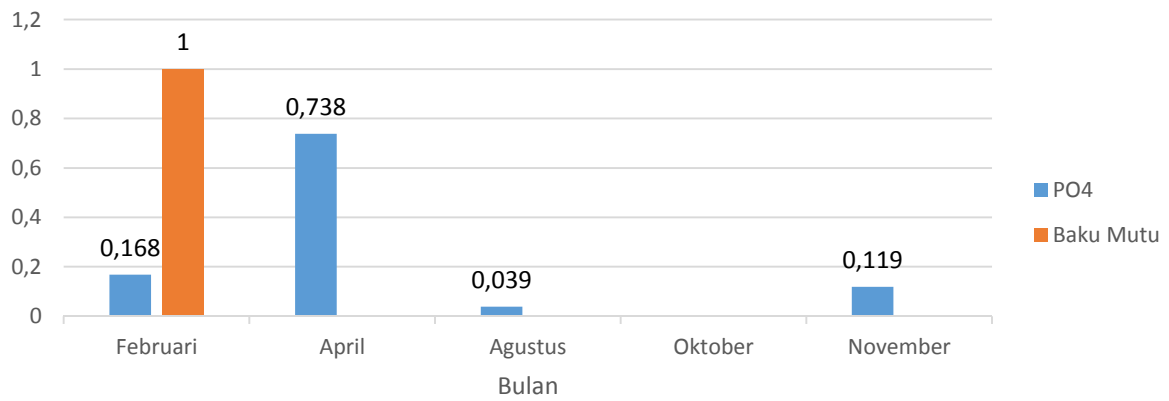
14.Nitrit (mg/L)



15.NH₃ (mg/L)



16.PO₄ (mg/L)



17.COD (mg/L)

