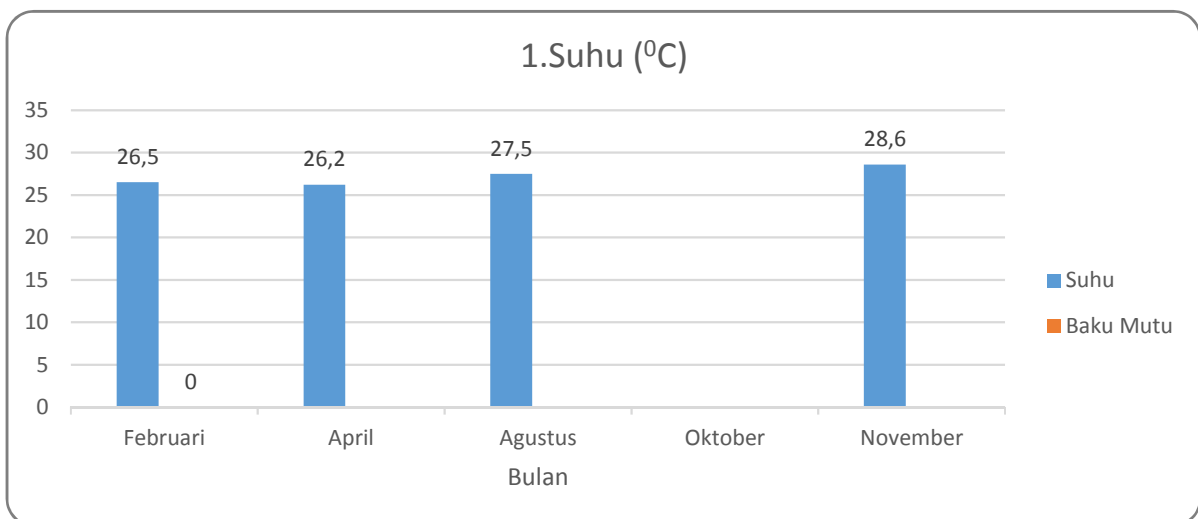
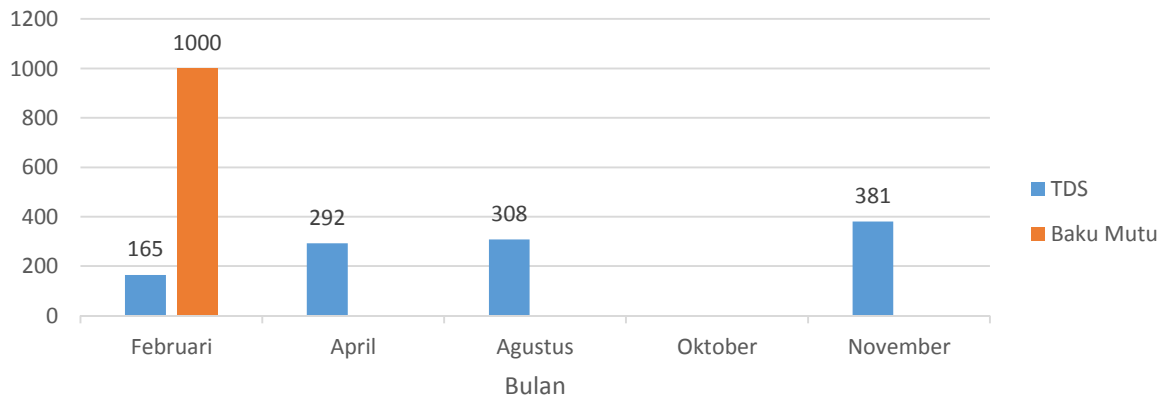


LAPORAN HASIL PENGUJIAN
LABORATORIUM MIPA UNIVERSITAS SEBELAS MARET
Pos Kualitas Air Bener 2009 - S.Jebol

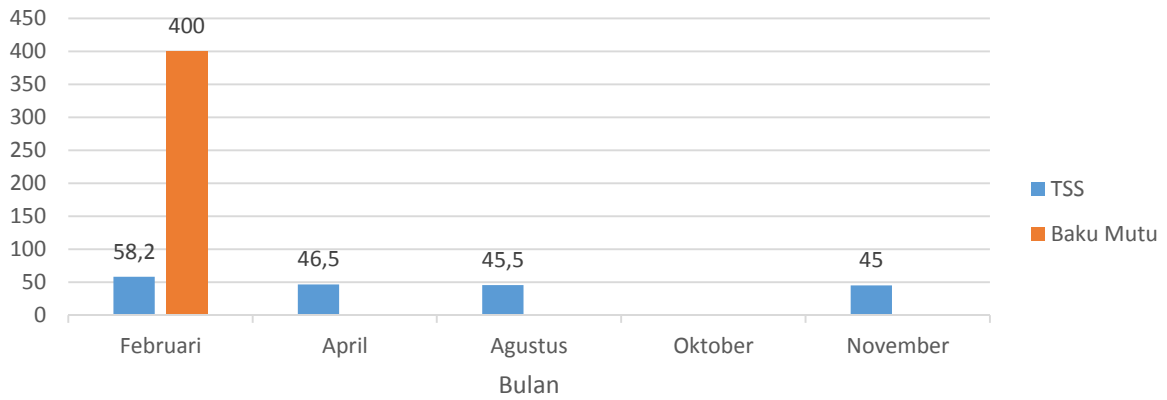
No	Parameter	Satuan	Bulan					Baku Mutu
			Februari	April	Agustus	Oktober	November	
1	Suhu	°C	26,5	26,2	27,5		28,6	0
2	TDS	mg/L	165	292	308		381	1000
3	TSS	mg/L	58,2	46,5	45,5		45	400
4	DO	mg/L						3
5	pH	mg/L	7,19	6,89	7,4		7,66	9
6	Fe	mg/L	0,614	0,583	< 0.006		0,092	1
7	Mn	mg/L	0	0,043	0,072		0,022	1
8	Cd	mg/L	0	< 0.002	< 0.002		< 0.002	0,001
9	Zn	mg/L	0	< 0.001	0,015		0,029	0,05
10	Pb	mg/L	0	0,012	< 0.005		< 0.005	0,03
11	Cu	mg/L	0	< 0.005	< 0.004		< 0.004	0,02
12	Cr ⁶⁺	mg/L	0	< 0.003	< 0.003		< 0.003	0,05
13	Nitrat	mg/L	1,701	1,211	1,13		1,356	20
14	Nitrit	mg/L	0,174	0,072	0,041		0,018	0,06
15	NH ₃	mg/L	0,312	0,481	0,104		0,179	1
16	PO ₄	mg/L	0,257	0,261	0,259		0,28	1
17	COD	mg/L	14,46	12,16	18,66		21,3	50
18	BOD	mg/L	5,35	4,07	6,7		8,39	6
19	Cl	mg/L	11,3	19,29	30,01		55,6	1
20	Minyak & Lemak	mg/L						6
21	Sulfat	mg/L		17,58	4,047		3,817	15
22	Total Kolifom	jml / 100 mL						2400



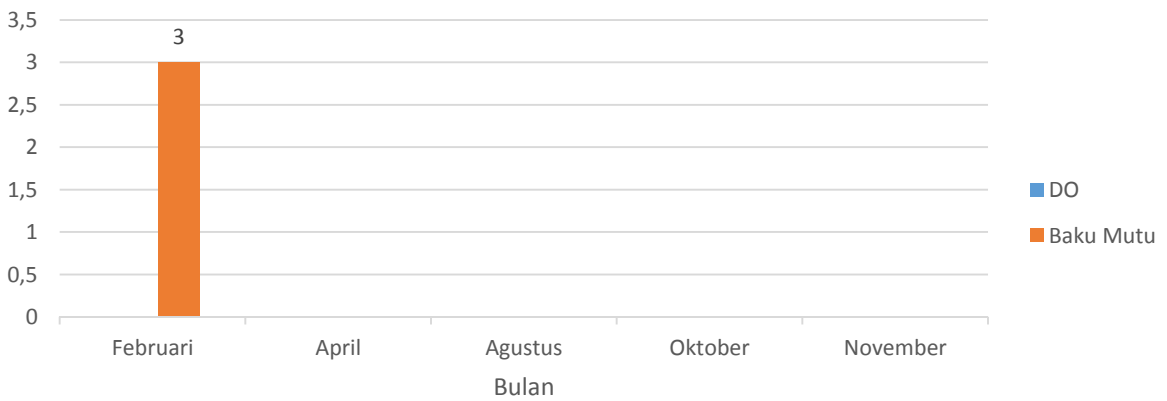
2.TDS (mg/L)


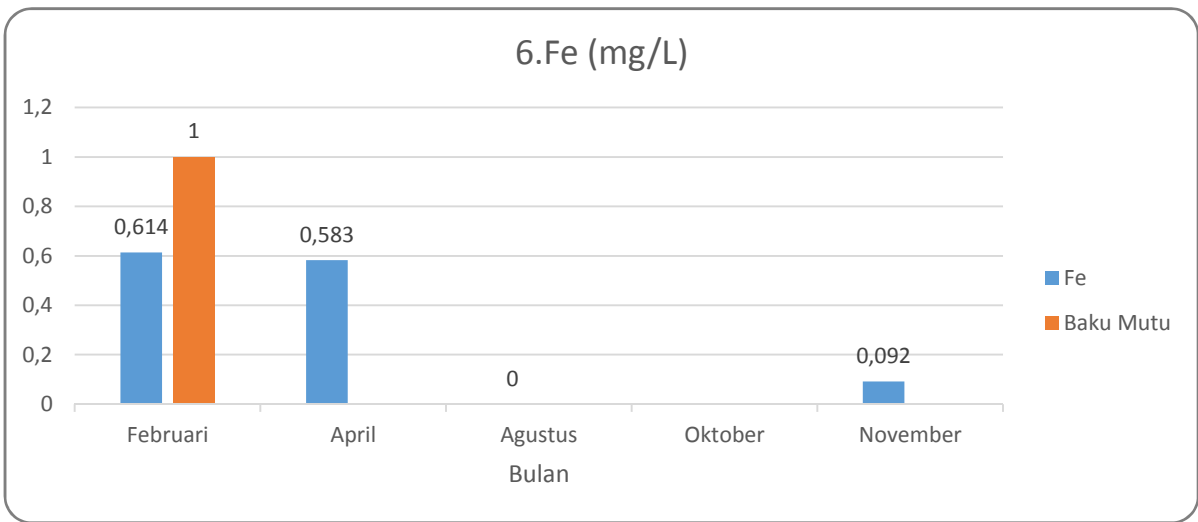
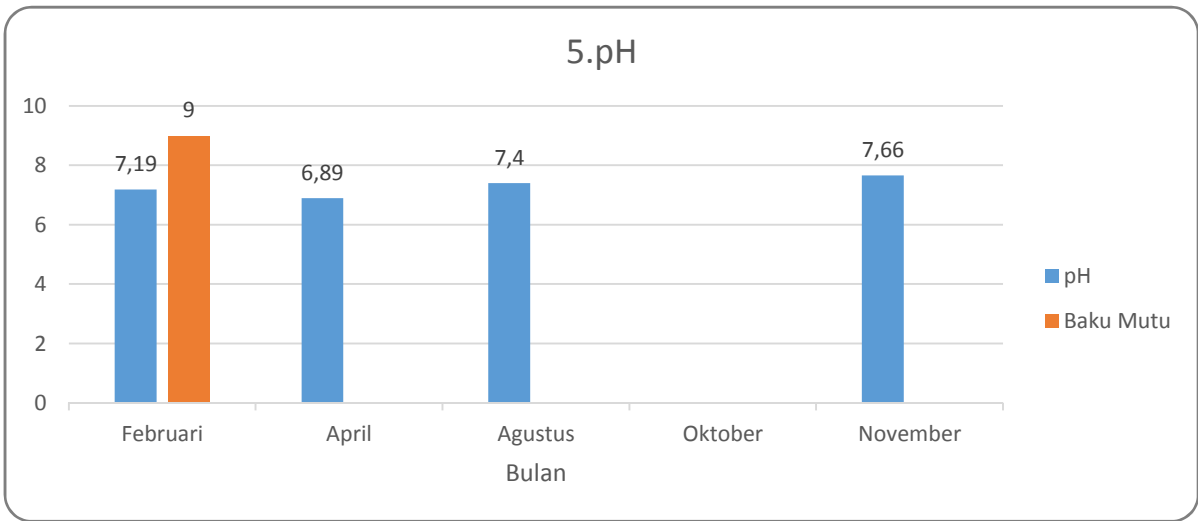


3.TSS (mg/L)

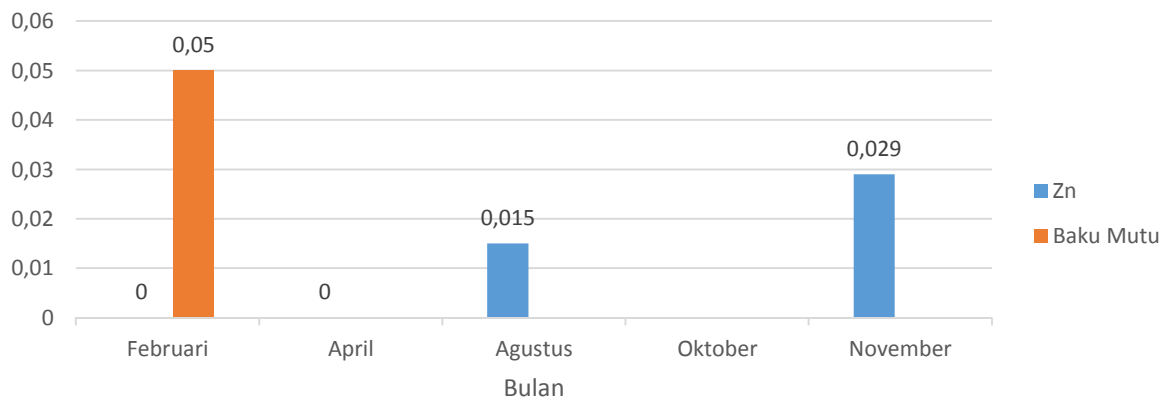


4.DO (mg/L)

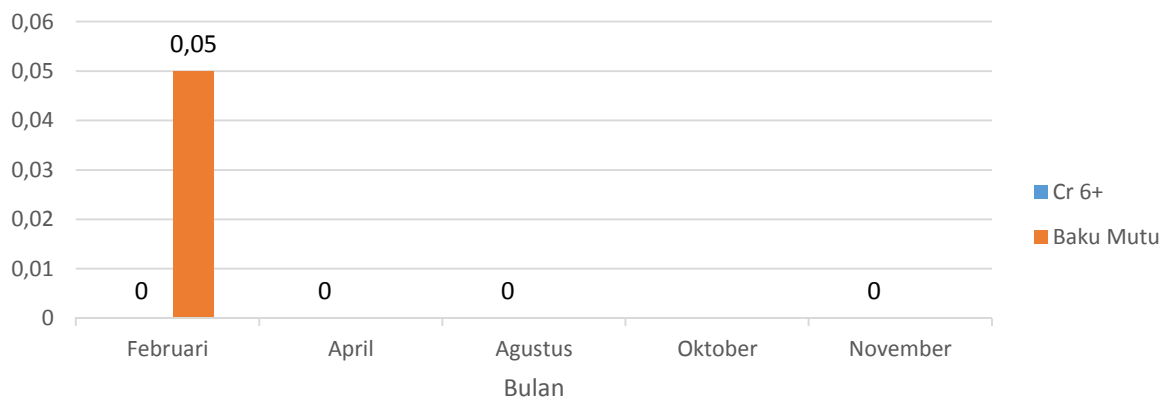




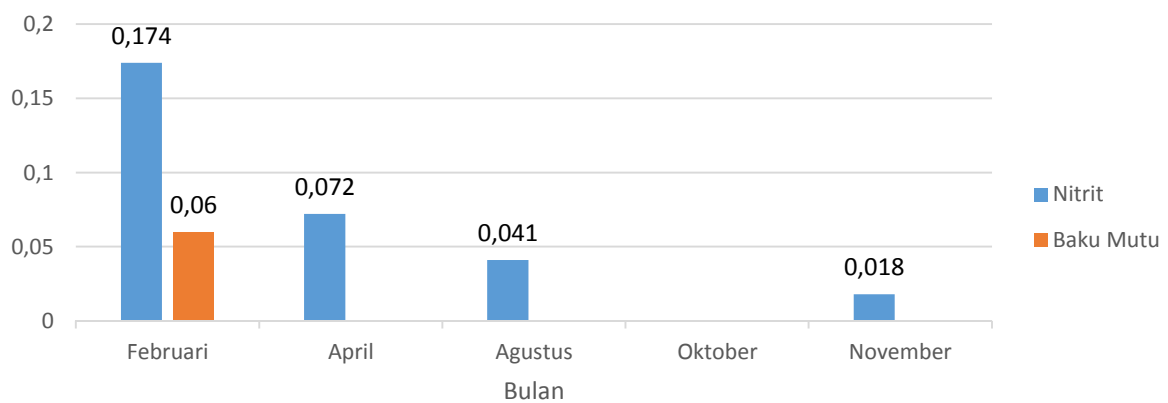
9.Zn (mg/L)



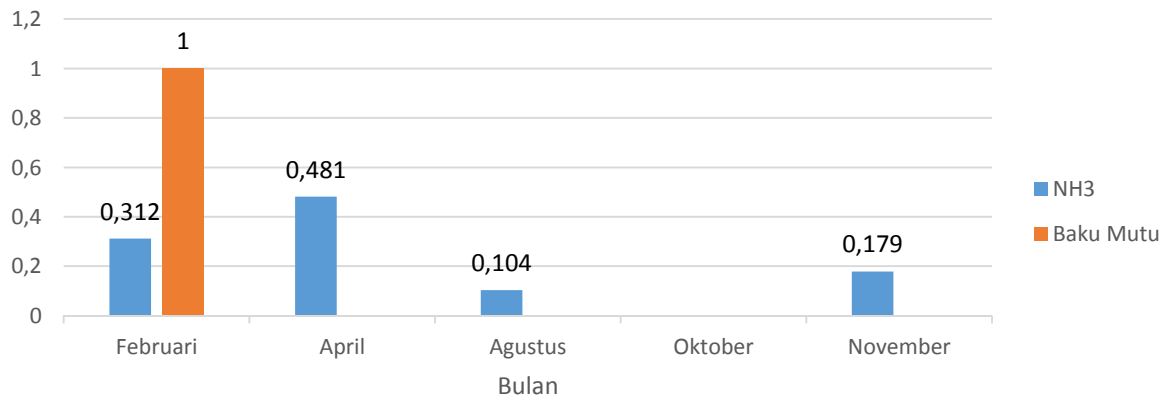
12.Cr (mg/L)



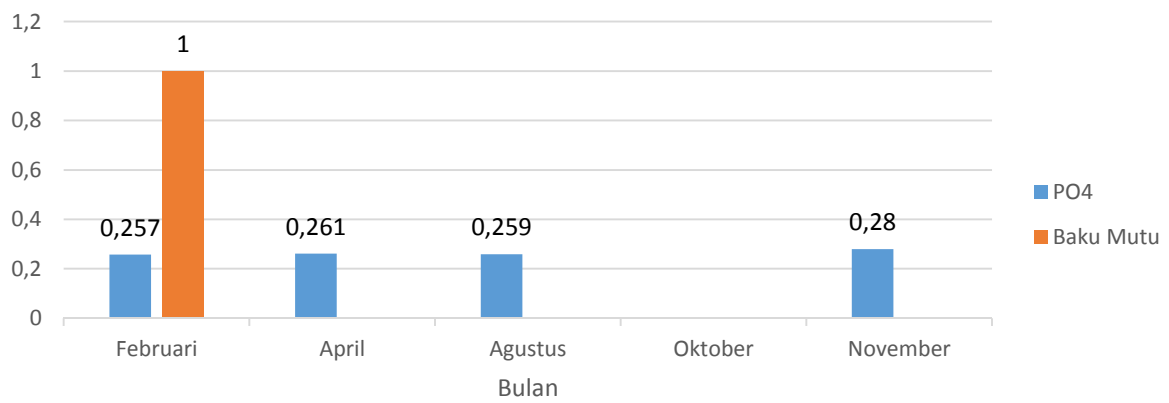
14.Nitrit (mg/L)



15.NH₃ (mg/L)



16.PO₄ (mg/L)



17.COD (mg/L)

