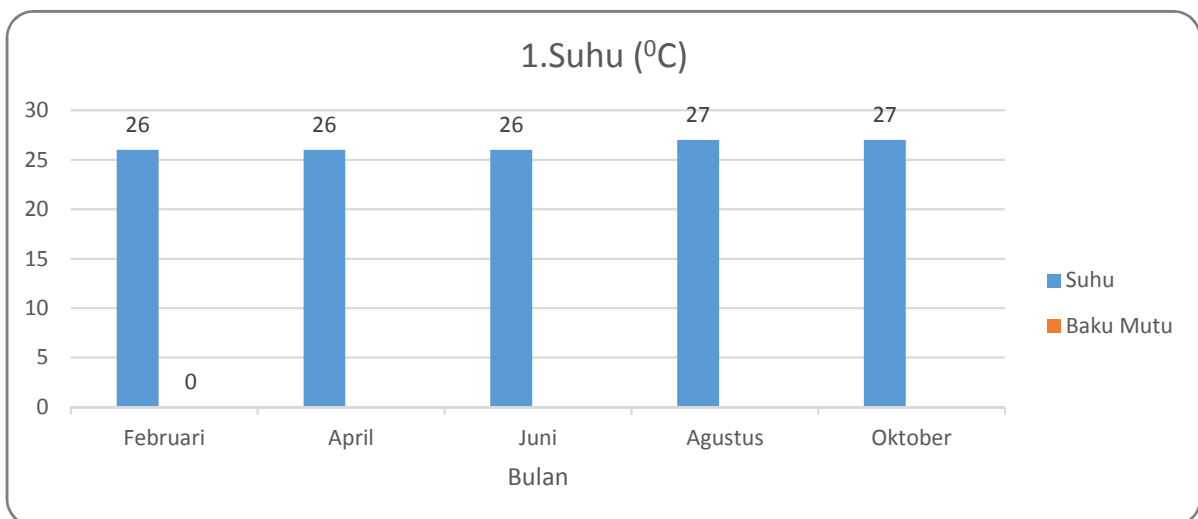
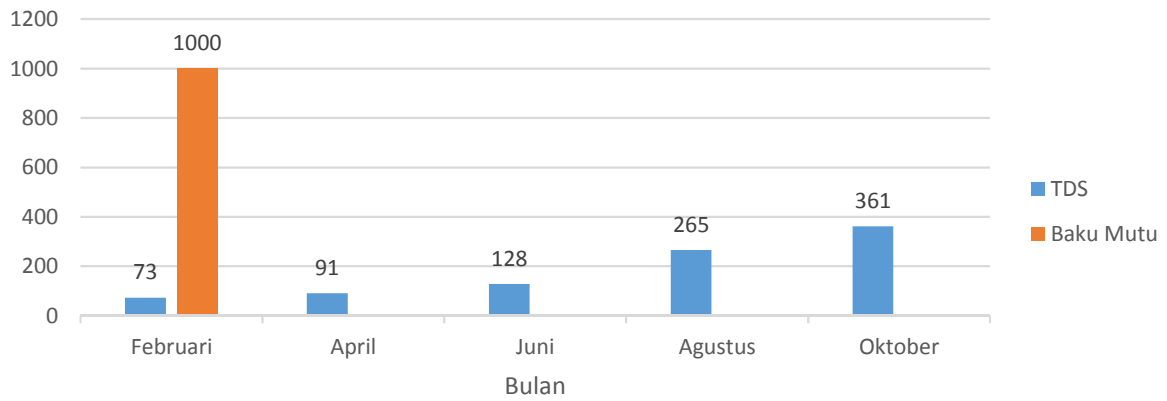


LAPORAN HASIL PENGUJIAN
LABORATORIUM MIPA UNIVERSITAS SEBELAS MARET
Pos Kualitas Air Kenatan 2013 - S.Kenatan

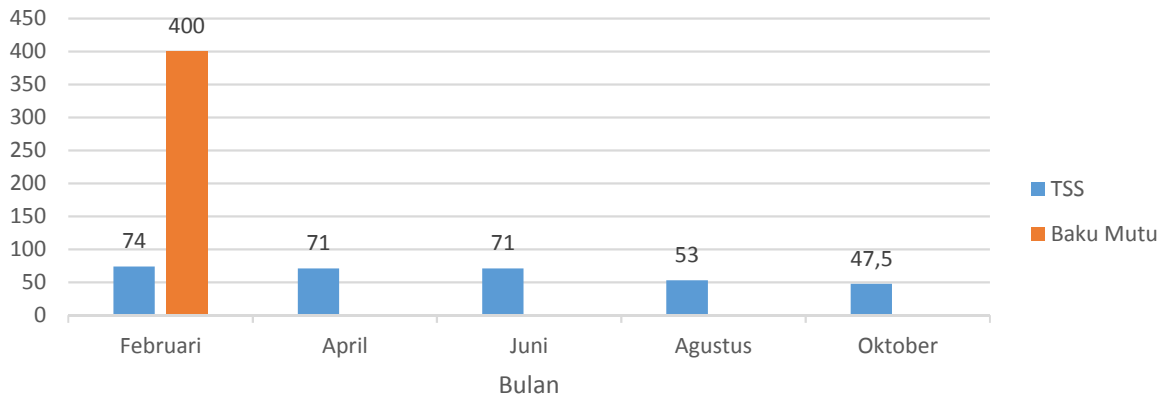
No	Parameter	Satuan	Bulan					Baku Mutu
			Februari	April	Juni	Agustus	Oktober	
1	Suhu	°C	26	26	26	27	27	0
2	TDS	mg/L	73	91	128	265	361	1000
3	TSS	mg/L	74	71	71	53	47,5	400
4	DO	mg/L	4,8	4,8	6,04	4,905	6,13	3
5	pH	mg/L	6,87	7,01	7,2	7,53	8,31	9
6	Fe	mg/L	0,799	7,583	1,799	0,16	< 0,002	1
7	Mn	mg/L	0,071	0,333	0,272	0,116	0,068	1
8	Cd	mg/L	< 0,001	< 0,001	< 0,001	< 0,001	< 0,001	0,001
9	Zn	mg/L	< 0,002	0,047	0,025	< 0,002	0,015	0,05
10	Pb	mg/L	< 0,005	< 0,005	< 0,005	< 0,005	< 0,005	0,03
11	Cu	mg/L	< 0,004	< 0,004	< 0,004	< 0,004	< 0,004	0,02
12	Cr ⁶⁺	mg/L	< 0,003	< 0,003	< 0,003	< 0,003	< 0,003	0,05
13	Nitrat	mg/L	3,895	1,204	0	0	0	20
14	Nitrit	mg/L	0,035	0,156	0,061	0,068	0,005	0,06
15	NH ₃	mg/L	0,102	0,72	0,341	0,152	0,066	1
16	PO ₄	mg/L	0,452	0,389	0,241	0,06	0,03	1
17	COD	mg/L	12,87	27,27	11,86	19,3	6,36	50
18	BOD	mg/L	4,91	9,44	4	7,1	2,2	6
19	Cl	mg/L	1,496	3,6	6,095	17,25	22,29	1
20	Sianida	mg/L	0,917	0,17	0,01	0,1	< 0,05	1
21	Sulfida	mg/L	62,11	66,72	68,92	74,9	68,66	1
22	Total Kolifom	jml / 100 mL	670	1345	2600	32	93	2400



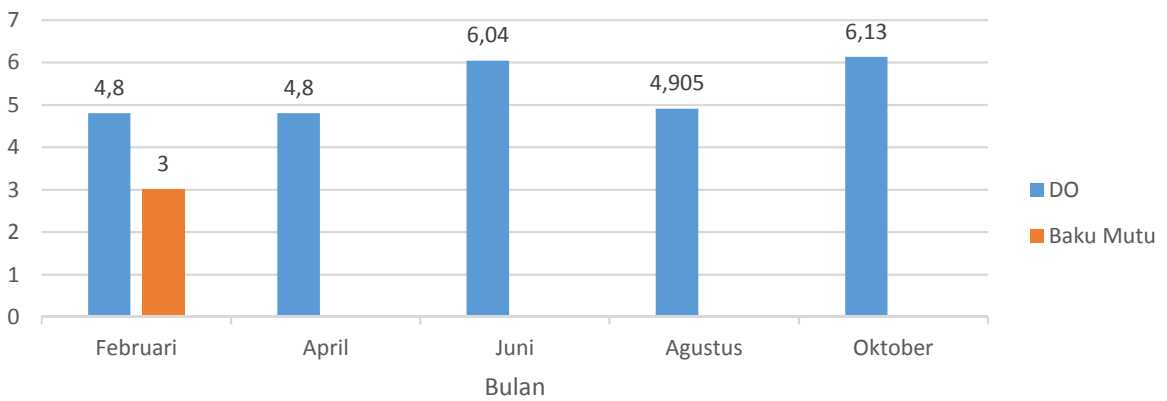
2.TDS (mg/L)

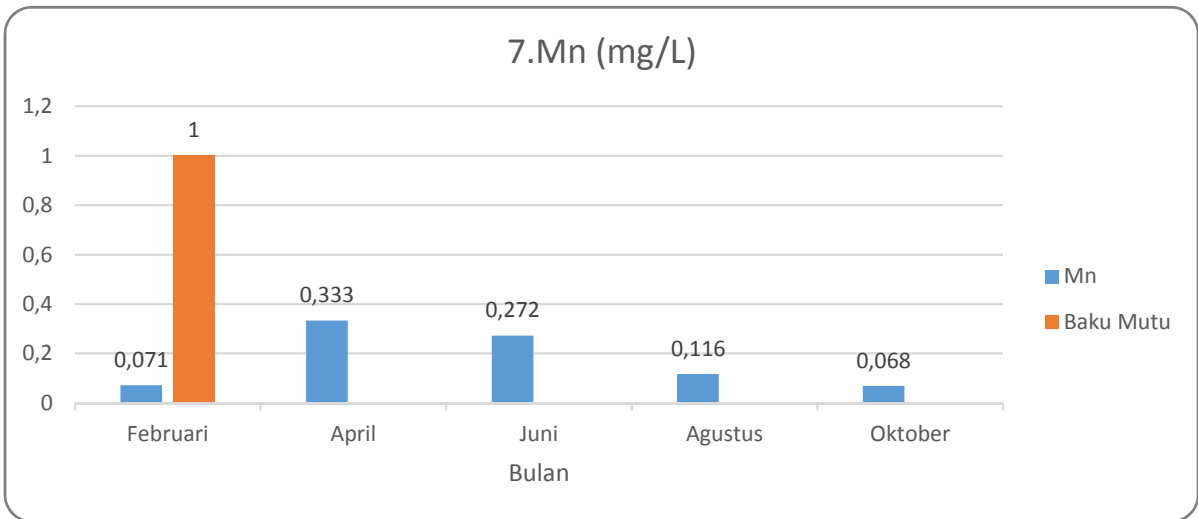
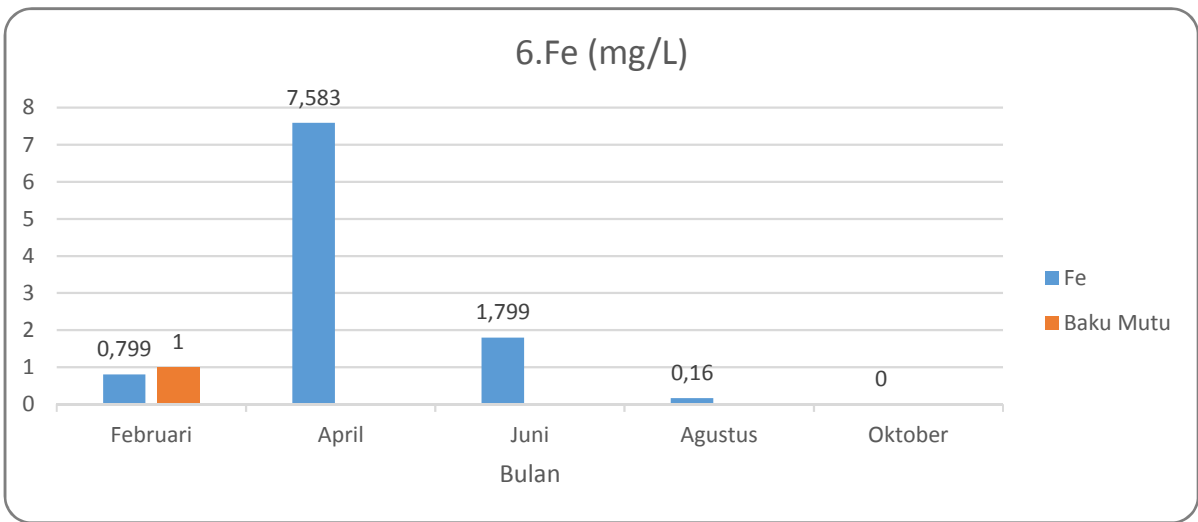
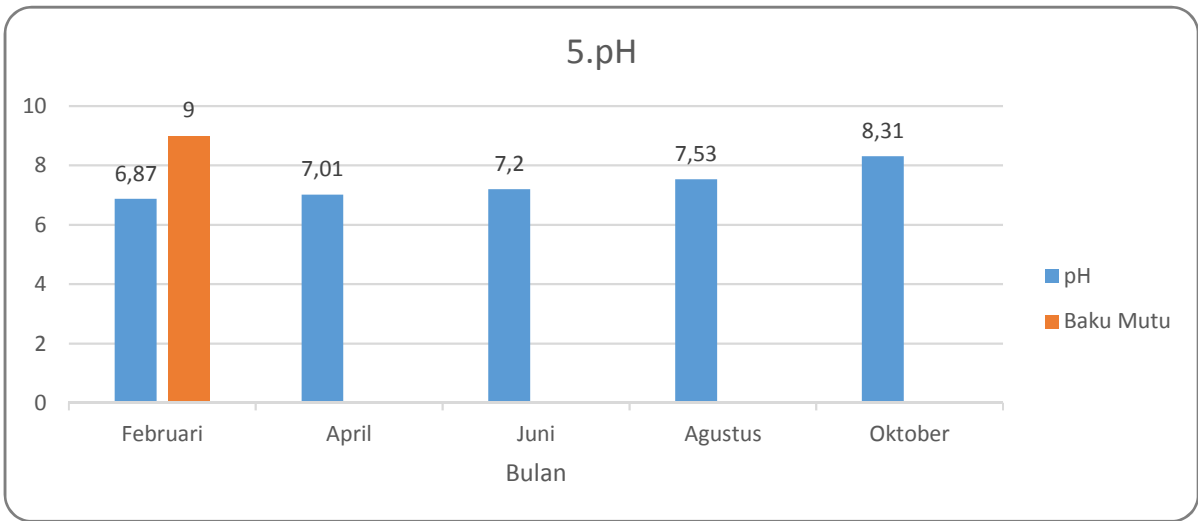


3.TSS (mg/L)

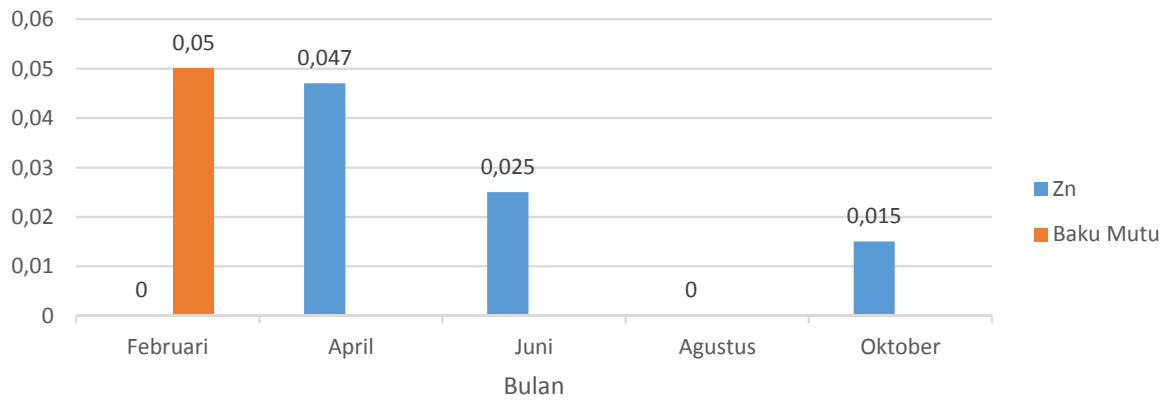


4.DO (mg/L)

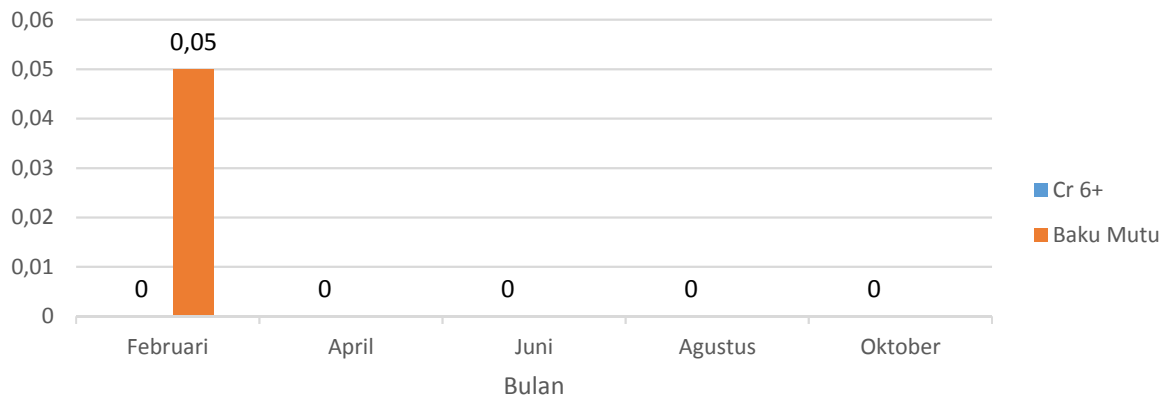




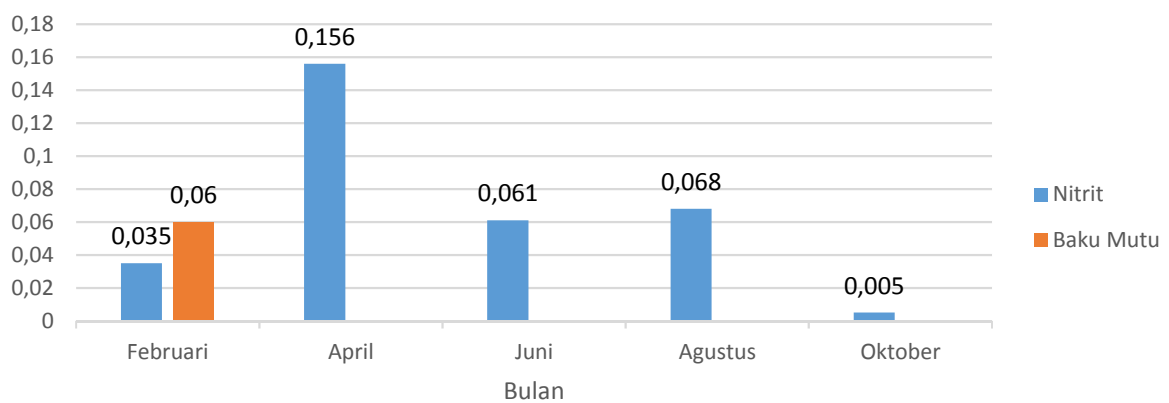
9.Zn (mg/L)



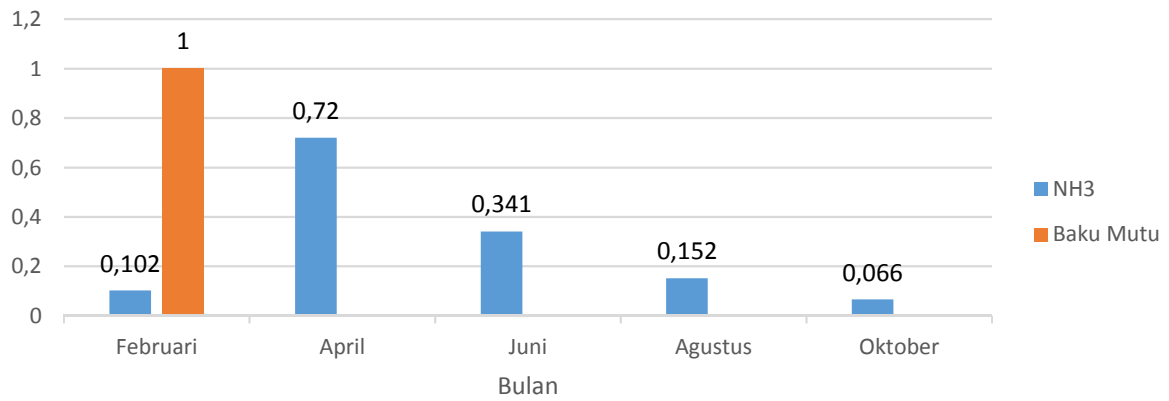
12.Cr (mg/L)



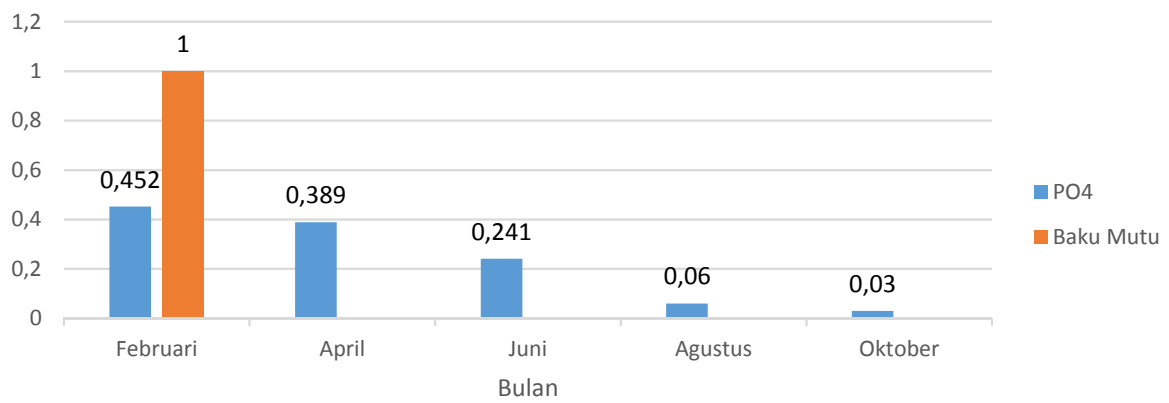
14.Nitrit (mg/L)



15. NH_3 (mg/L)



16. PO_4 (mg/L)



17. COD (mg/L)

