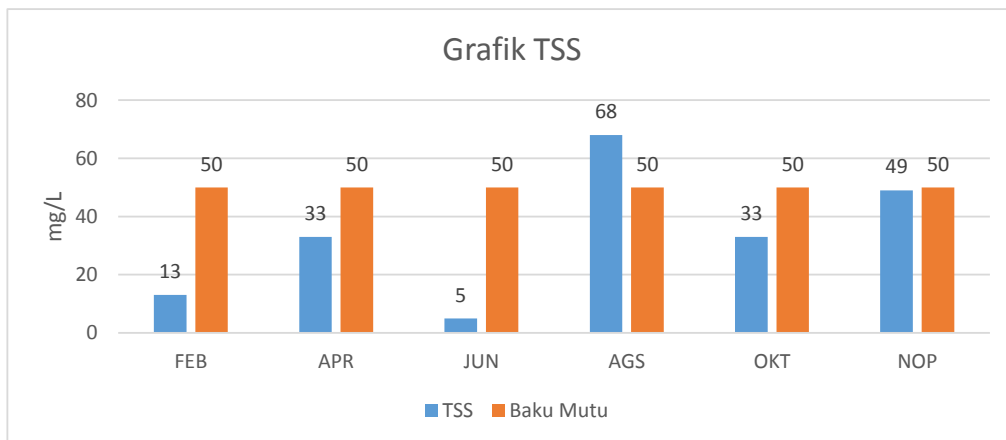
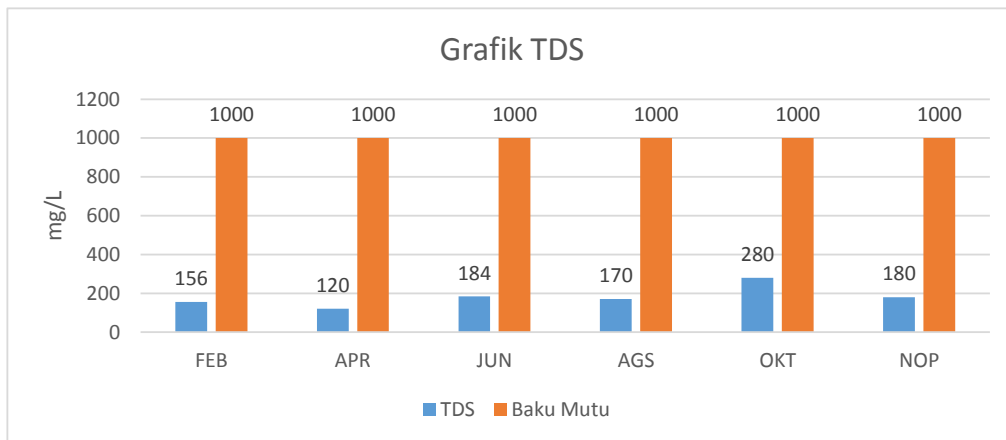
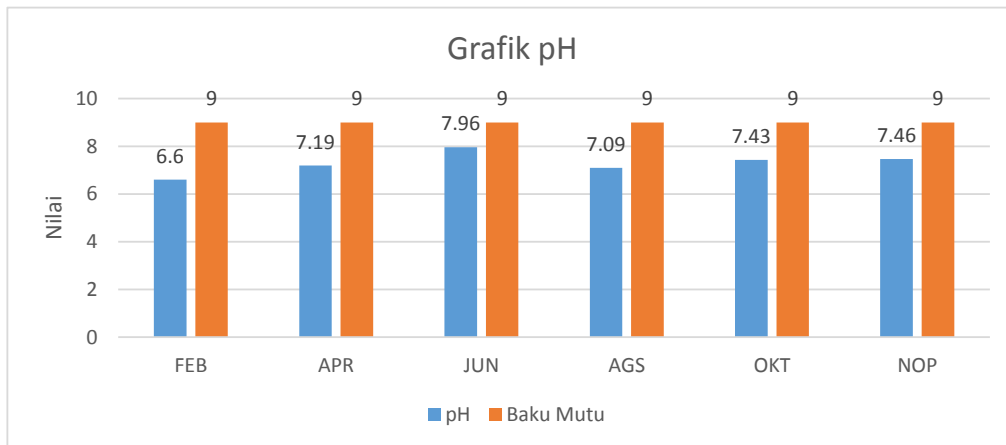
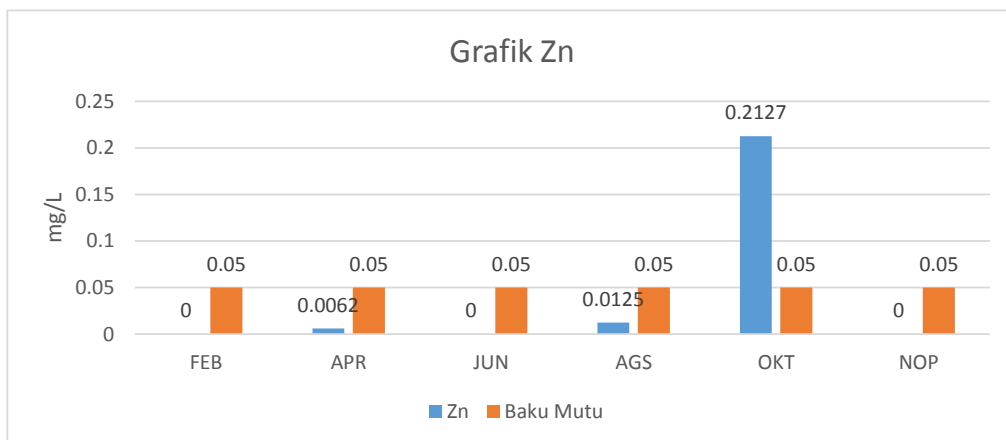
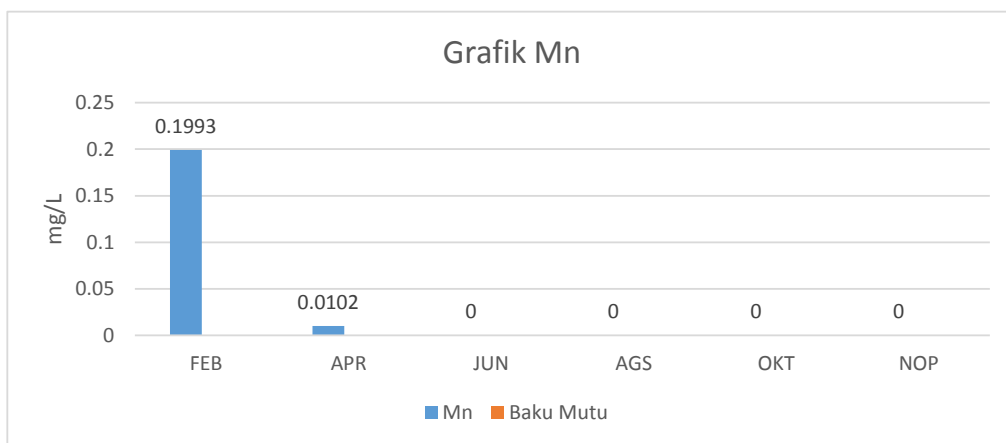
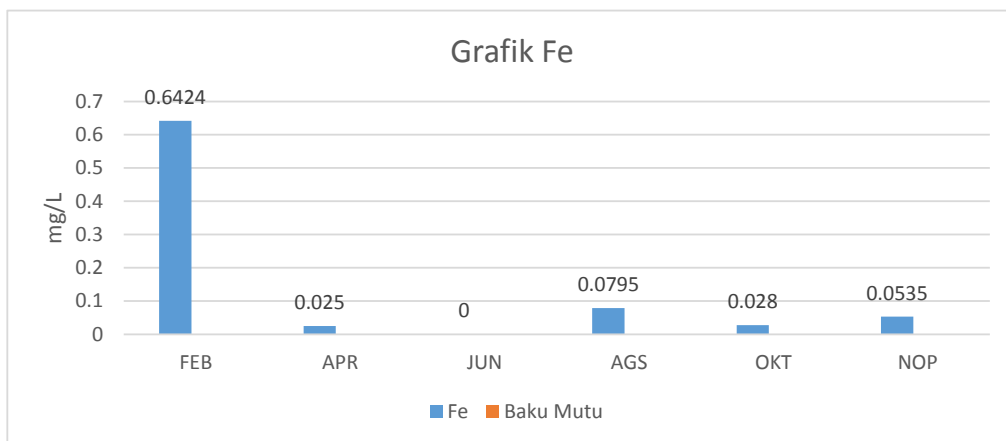


GRAFIK PARAMETER POS KUALITAS AIR MANGGIS - S.GROMPOL 2020

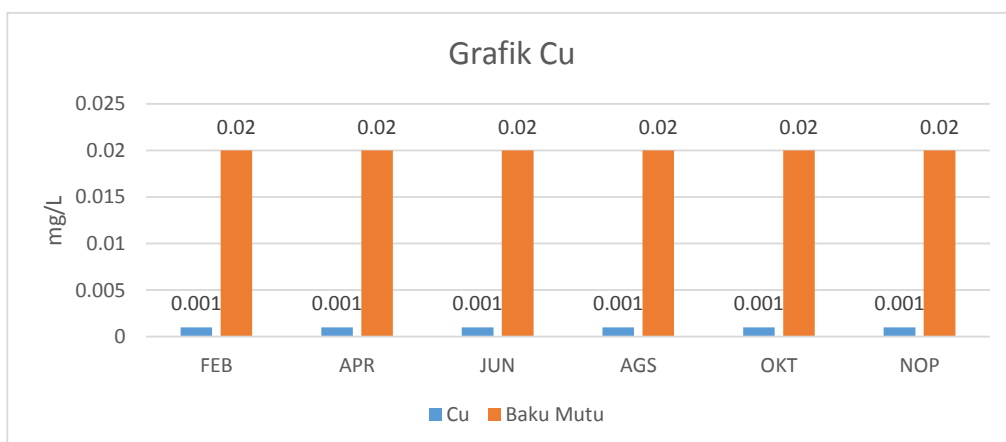
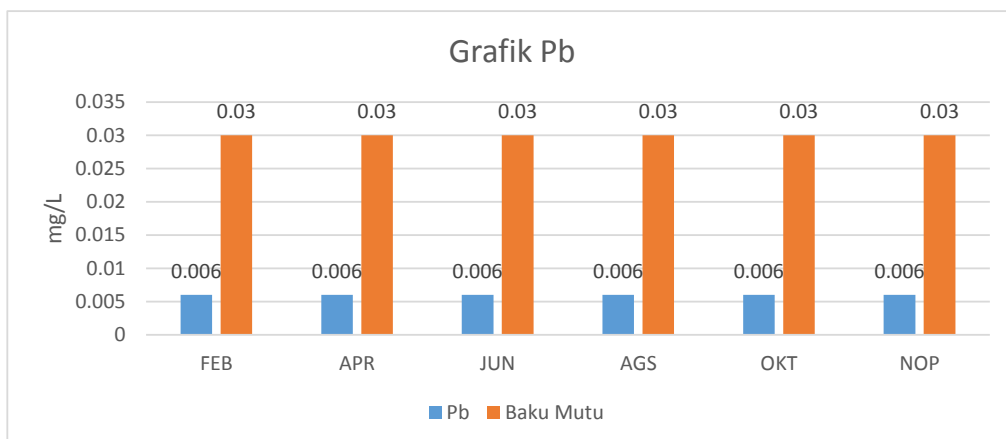
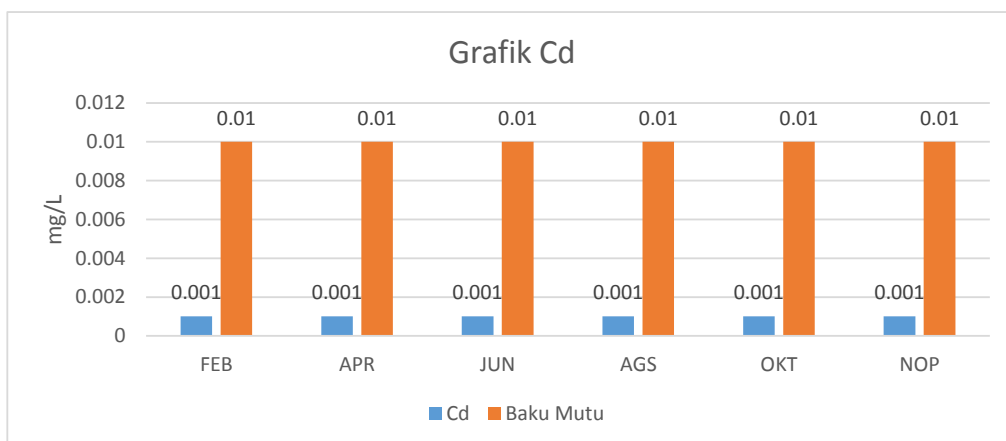
	pH		TDS		TSS	
FEB	6.6	9	156	1000	13	50
APR	7.19	9	120	1000	33	50
JUN	7.96	9	184	1000	5	50
AGS	7.09	9	170	1000	68	50
OKT	7.43	9	280	1000	33	50
NOP	7.46	9	180	1000	49	50



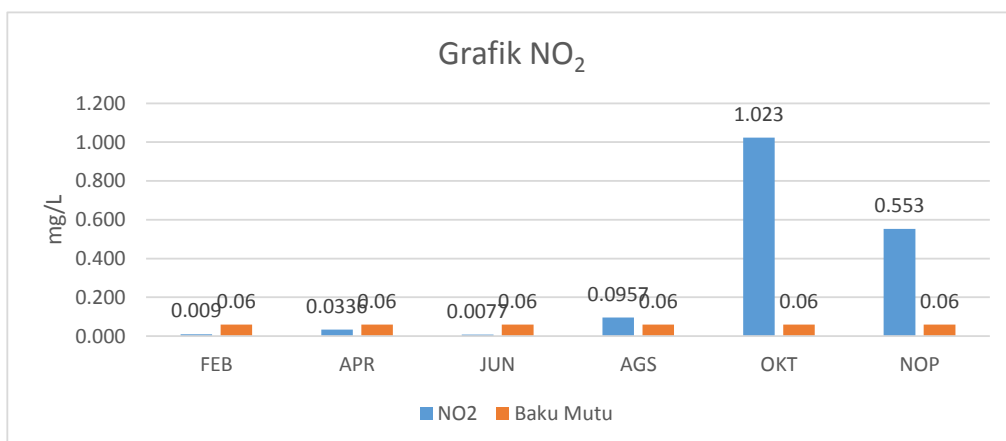
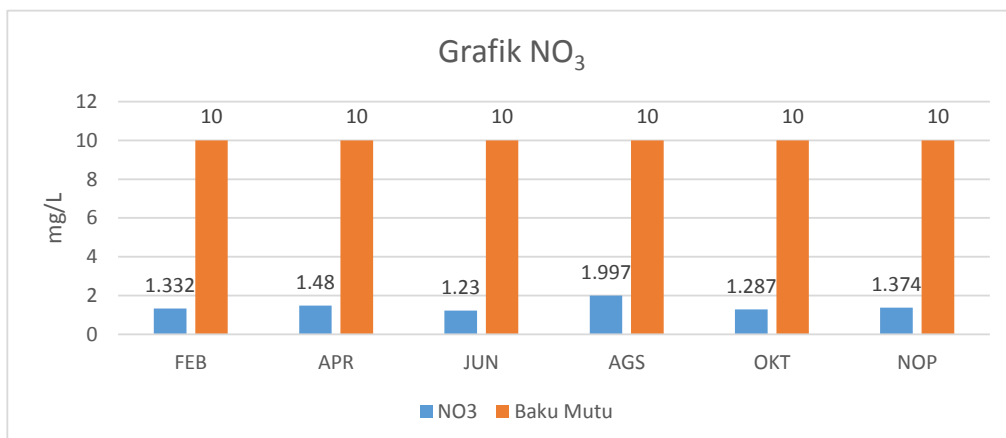
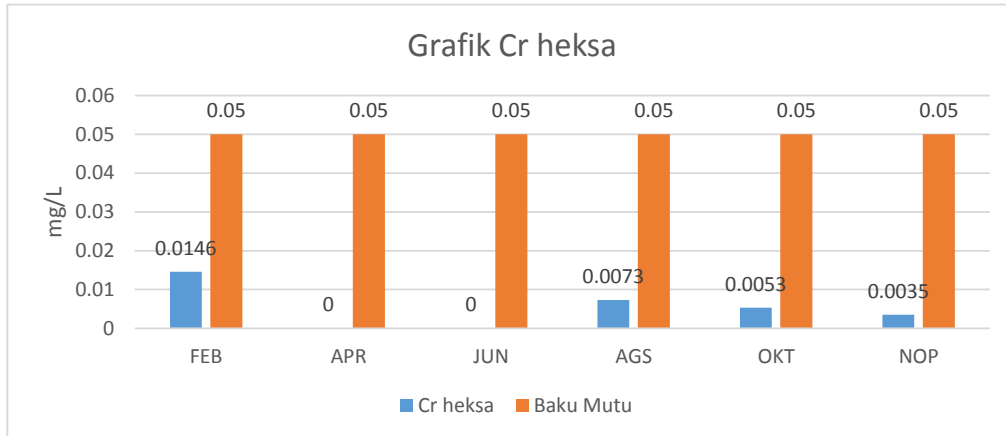
	Fe	Mn	Zn	
FEB	0.6424	0.1993	< 0.0054	0.05
APR	0.025	0.0102	0.0062	0.05
JUN	< 0.0208	< 0.0100	< 0.0054	0.05
AGS	0.0795	< 0.0100	0.0125	0.05
OKT	0.028	< 0.0100	0.2127	0.05
NOP	0.0535	< 0.0100	< 0.0054	0.05



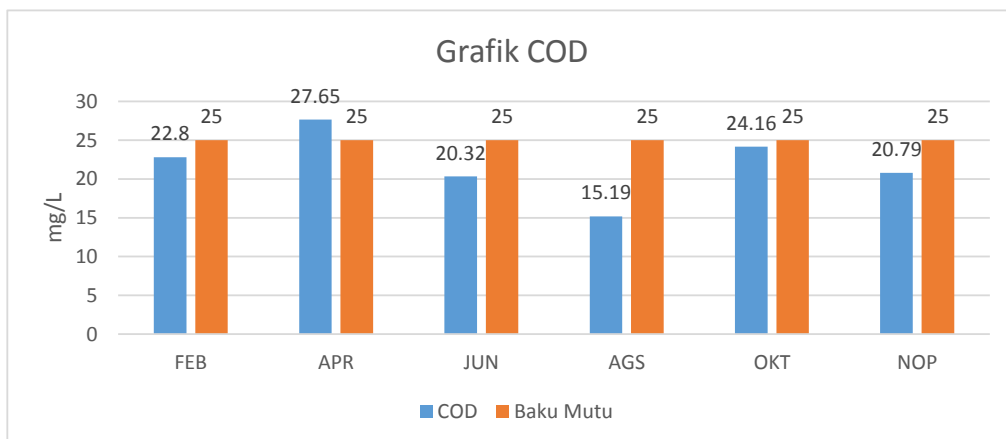
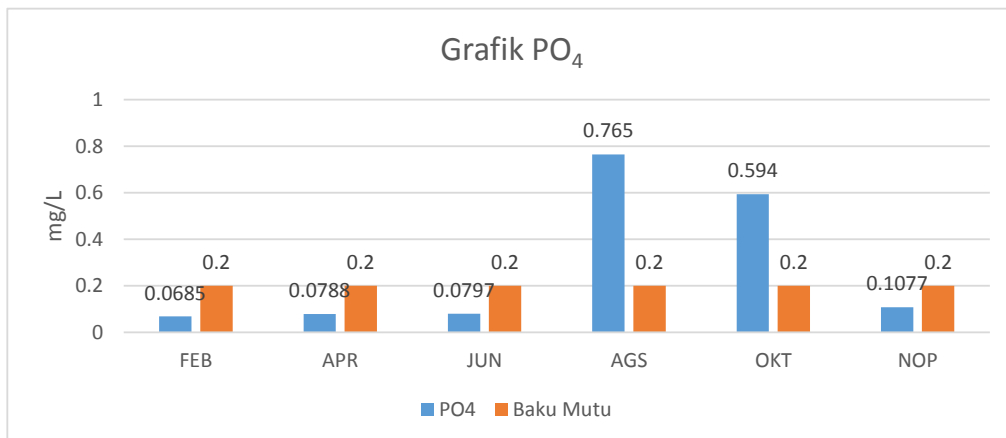
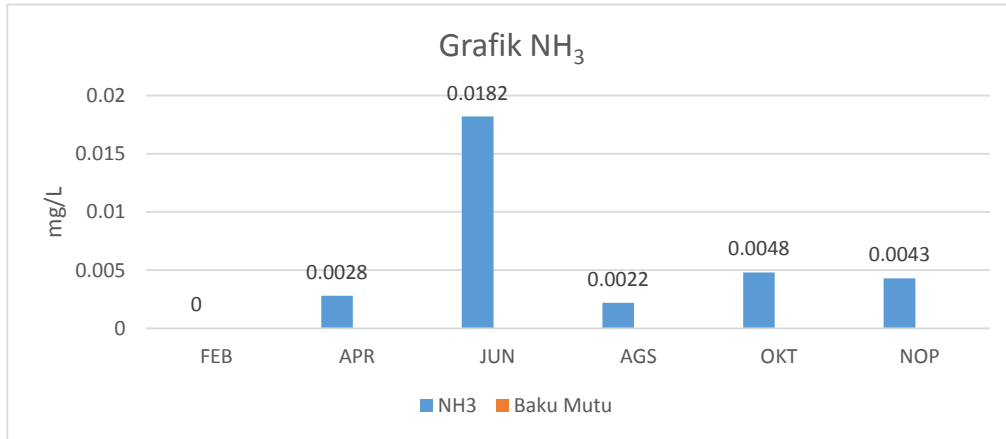
	Cd		Pb		Cu	
FEB	0.001	0.01	0.006	0.03	0.001	0.02
APR	0.001	0.01	0.006	0.03	0.001	0.02
JUN	0.001	0.01	0.006	0.03	0.001	0.02
AGS	0.001	0.01	0.006	0.03	0.001	0.02
OKT	0.001	0.01	0.006	0.03	0.001	0.02
NOP	0.001	0.01	0.006	0.03	0.001	0.02



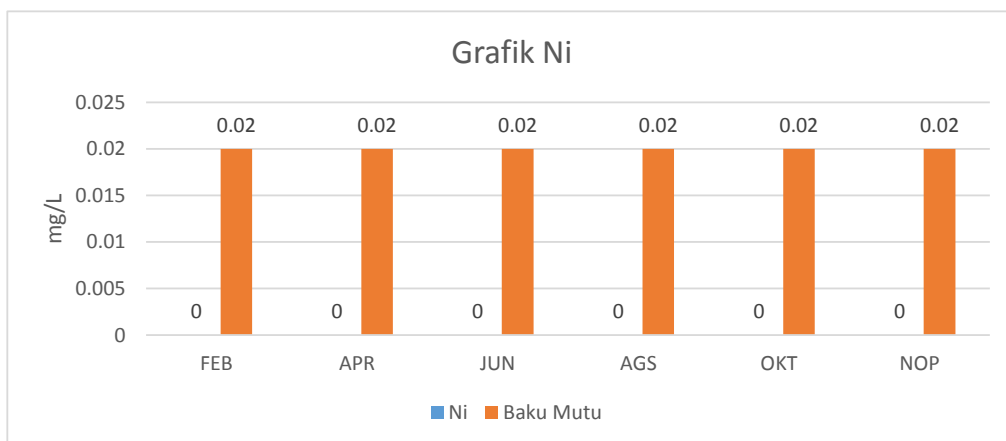
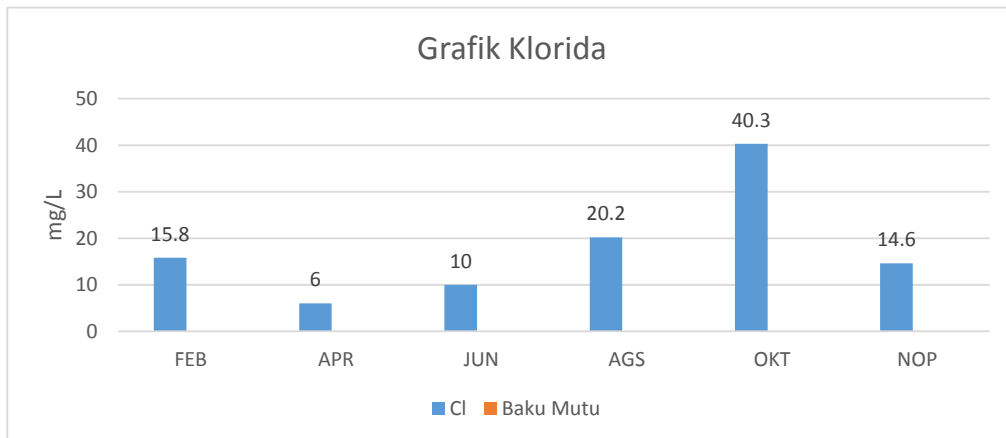
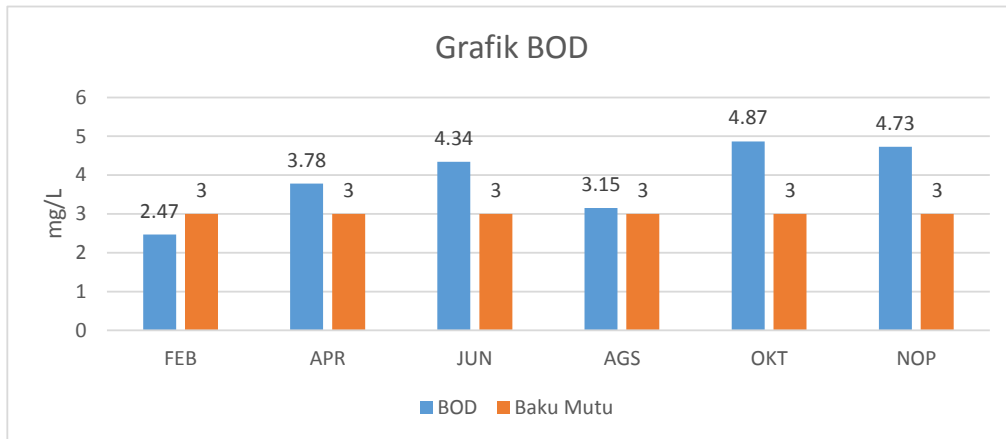
	Cr heksa		NO ₃		NO ₂	
FEB	0.0146	0.05	1.332	10	0.009	0.06
APR	< 0.0024	0.05	1.48	10	0.0336	0.06
JUN	< 0.0024	0.05	1.23	10	0.0077	0.06
AGS	0.0073	0.05	1.997	10	0.0957	0.06
OKT	0.0053	0.05	1.287	10	1.023	0.06
NOP	0.0035	0.05	1.374	10	0.553	0.06



	NH ₃	PO ₄		COD	
FEB	< 0.0002	0.0685	0.2	22.8	25
APR	0.0028	0.0788	0.2	27.65	25
JUN	0.0182	0.0797	0.2	20.32	25
AGS	0.0022	0.765	0.2	15.19	25
OKT	0.0048	0.594	0.2	24.16	25
NOP	0.0043	0.1077	0.2	20.79	25



	BOD		Cl	Ni	
FEB	2.47	3	15.8	< 0.0127	0.02
APR	3.78	3	6	< 0.0127	0.02
JUN	4.34	3	10	< 0.0127	0.02
AGS	3.15	3	20.2	< 0.0127	0.02
OKT	4.87	3	40.3	< 0.0127	0.02
NOP	4.73	3	14.6	< 0.0127	0.02



	Ca	Fluorida	Co	
FEB	85.21	< 0.0158	0	< 0.0062
APR	1.519	0.3276	0	< 0.0062
JUN	6.085	0.3158	0	< 0.0062
AGS	5.714	0.3161	0	< 0.0062
OKT	5.81	0.4271	0	< 0.0062
NOP	3.036	0.1698	0	< 0.0062

