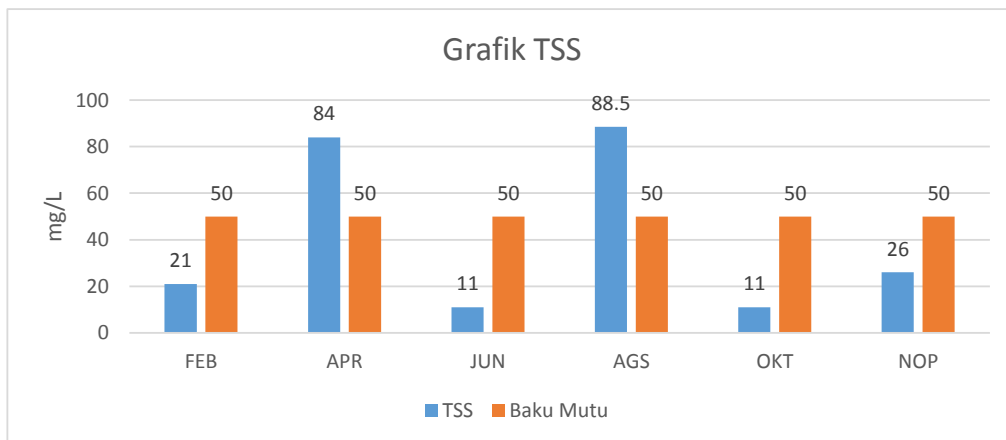
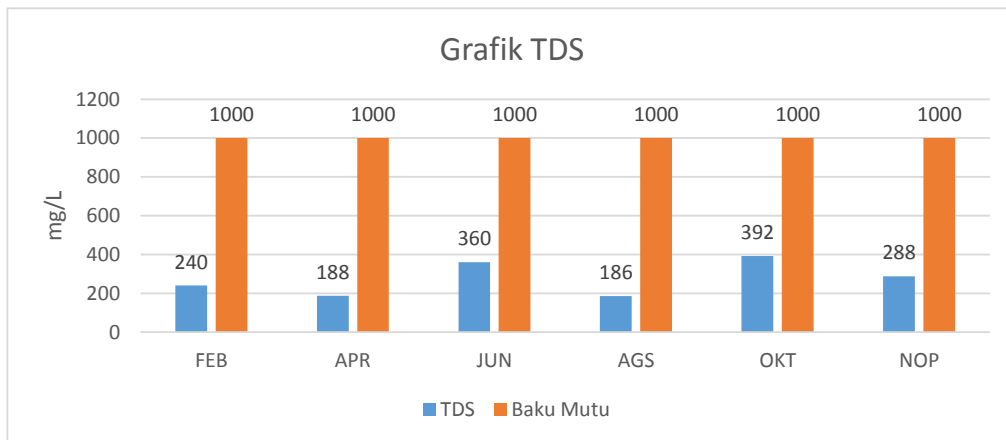
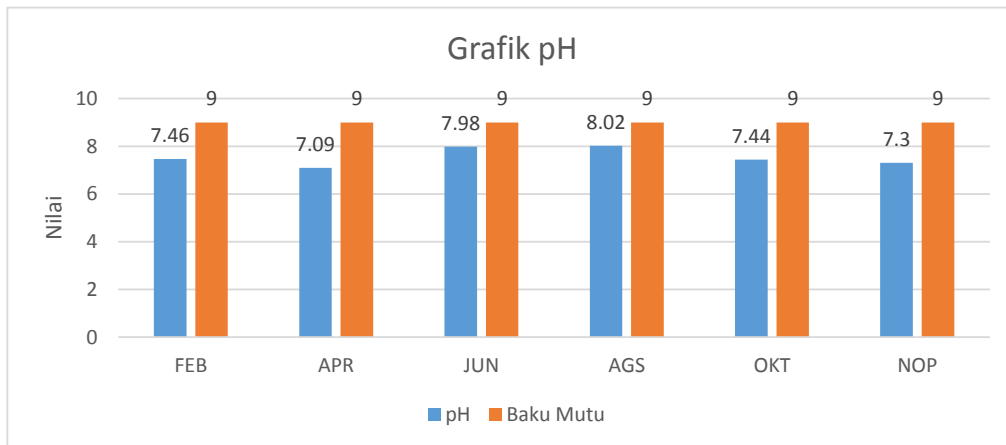
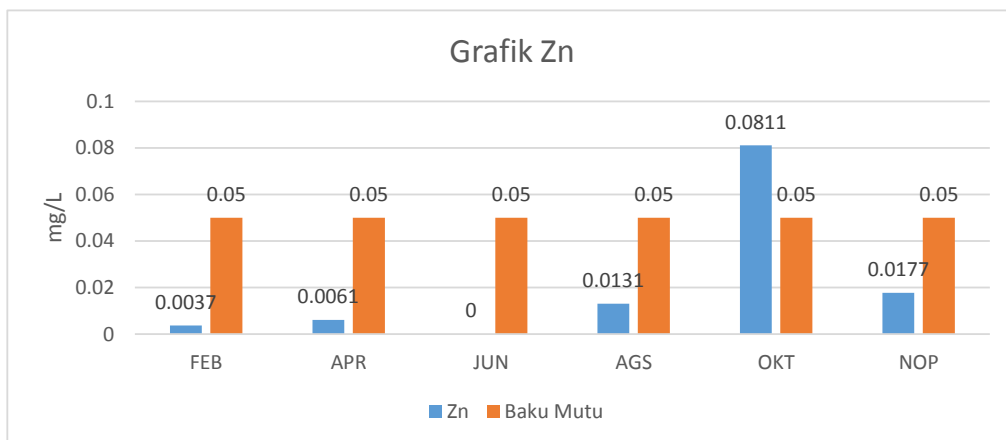
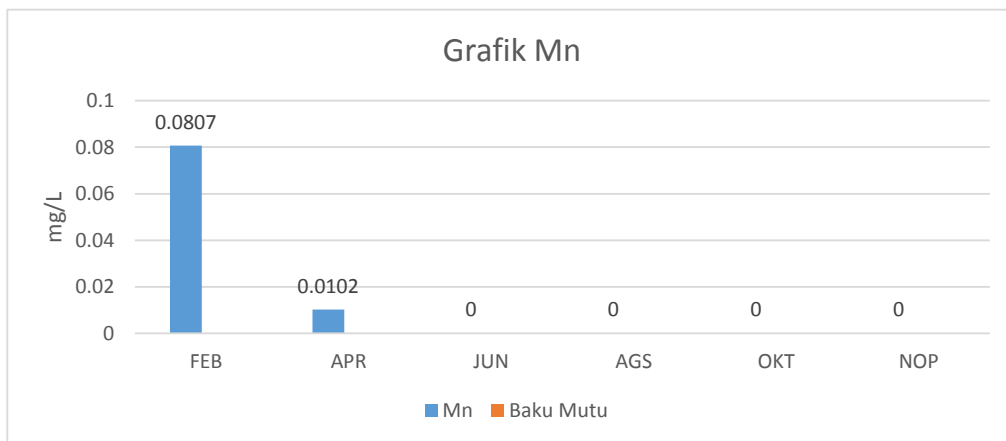
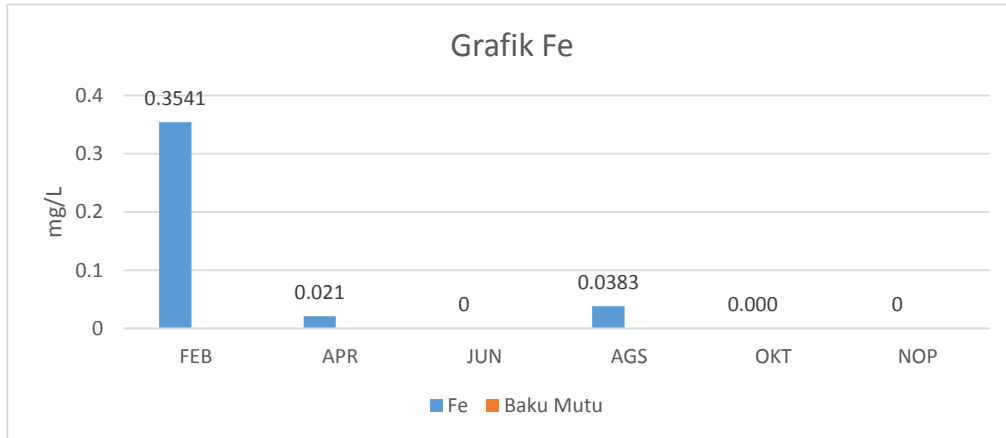


GRAFIK PARAMETER POS KUALITAS AIR BENER - S.JEBOL 2020

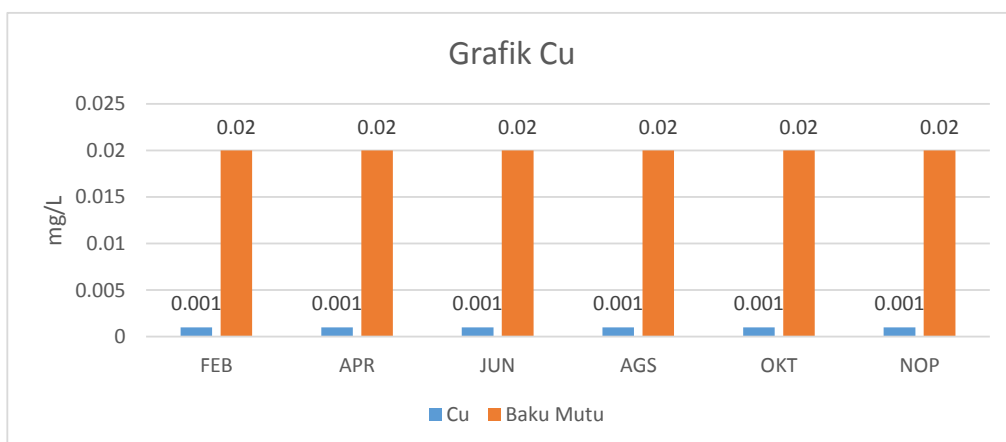
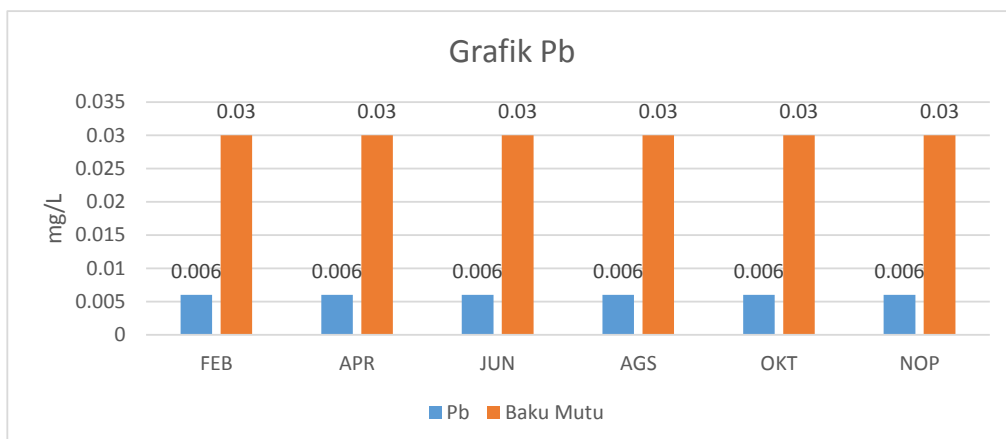
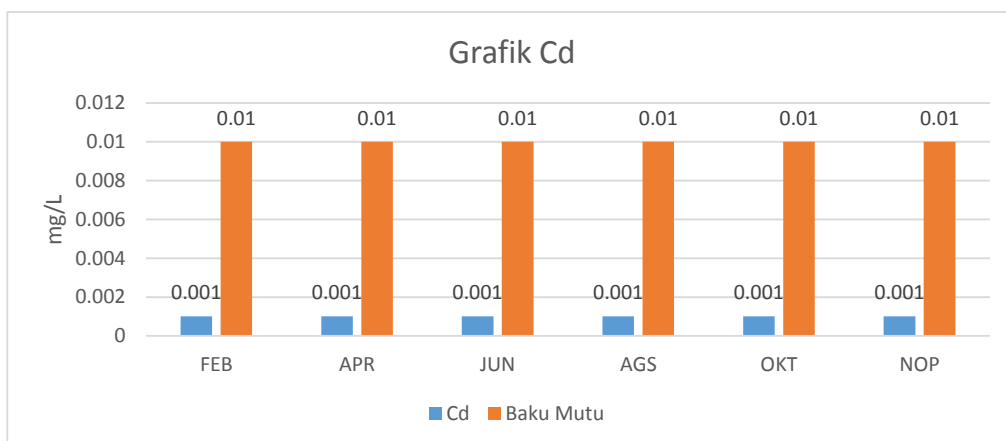
	pH		TDS		TSS	
FEB	7.46	9	240	1000	21	50
APR	7.09	9	188	1000	84	50
JUN	7.98	9	360	1000	11	50
AGS	8.02	9	186	1000	88.5	50
OKT	7.44	9	392	1000	11	50
NOP	7.3	9	288	1000	26	50



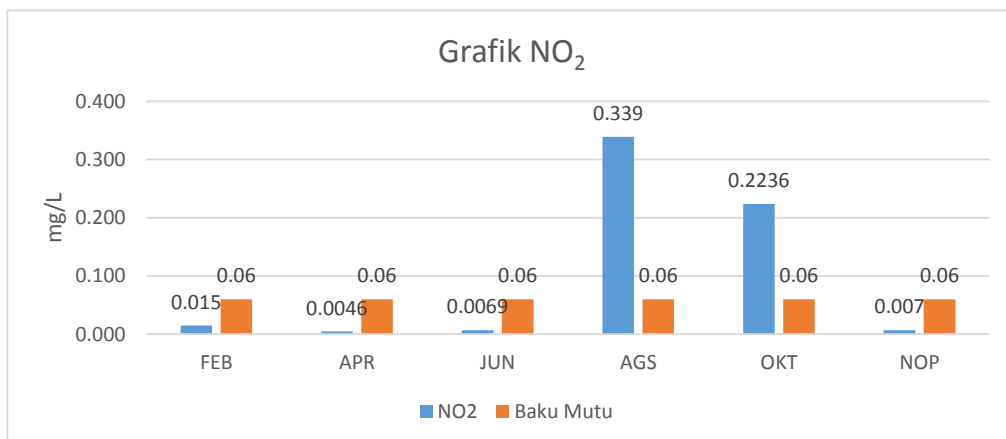
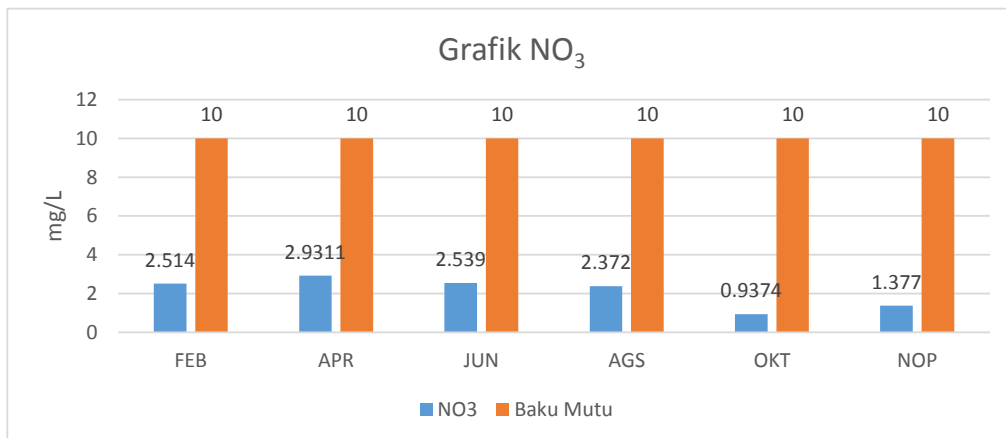
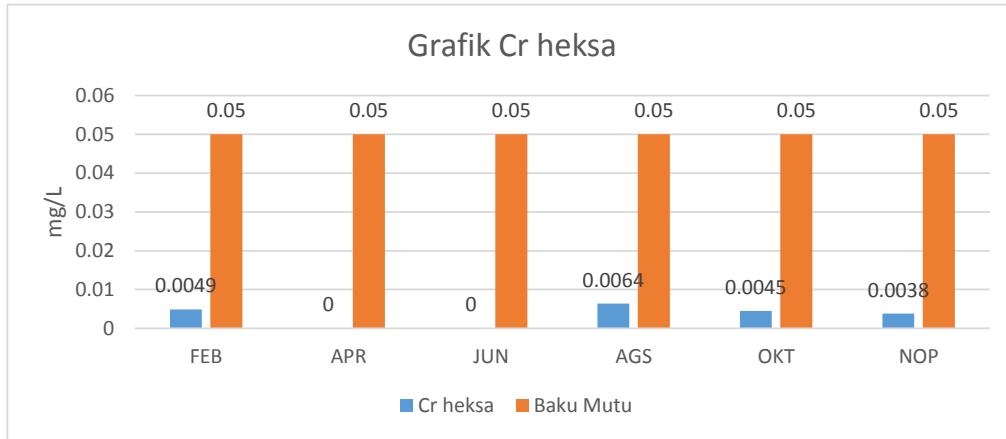
	Fe	Mn	Zn	
FEB	0.3541	0.0807	0.0037	0.05
APR	0.021	0.0102	0.0061	0.05
JUN	< 0.0208	< 0.0100	< 0.0054	0.05
AGS	0.0383	< 0.0100	0.0131	0.05
OKT	< 0.0208	< 0.0100	0.0811	0.05
NOP	< 0.0208	< 0.0100	0.0177	0.05



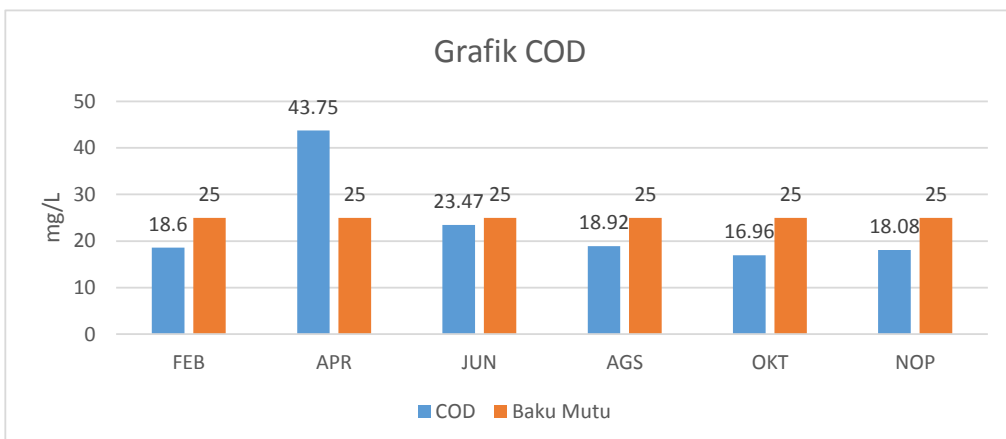
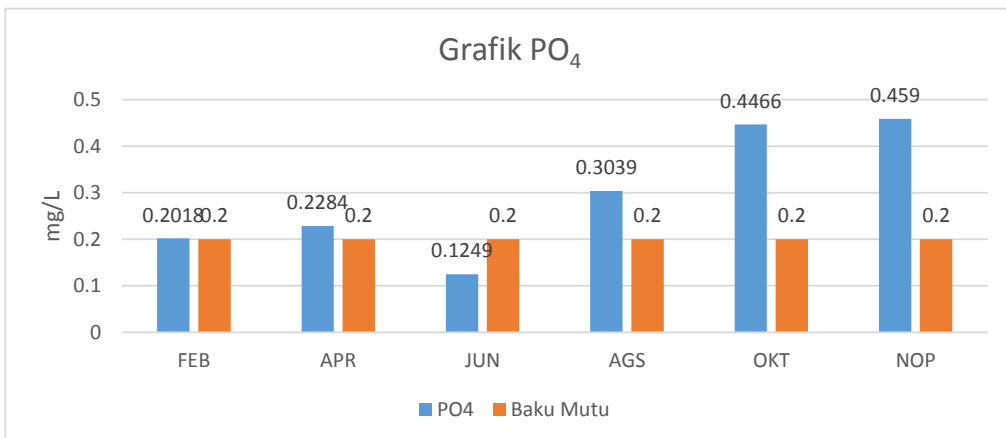
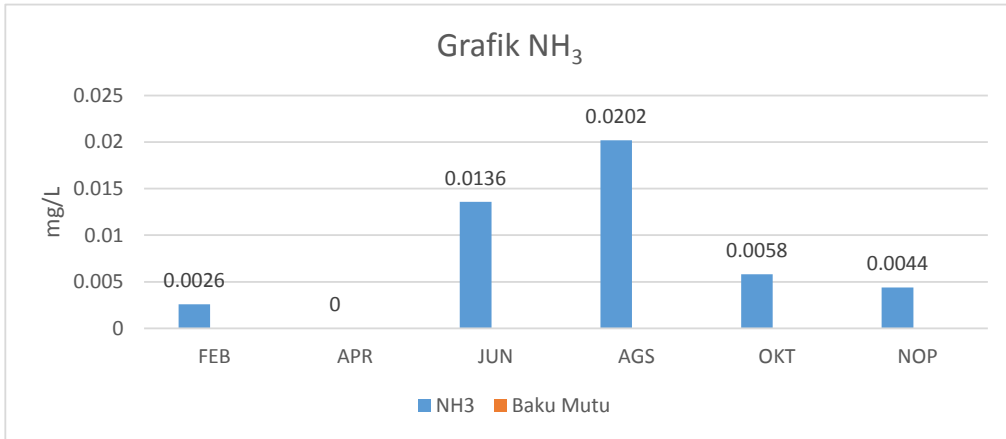
	Cd		Pb		Cu	
FEB	0.001	0.01	0.006	0.03	0.001	0.02
APR	0.001	0.01	0.006	0.03	0.001	0.02
JUN	0.001	0.01	0.006	0.03	0.001	0.02
AGS	0.001	0.01	0.006	0.03	0.001	0.02
OKT	0.001	0.01	0.006	0.03	0.001	0.02
NOP	0.001	0.01	0.006	0.03	0.001	0.02



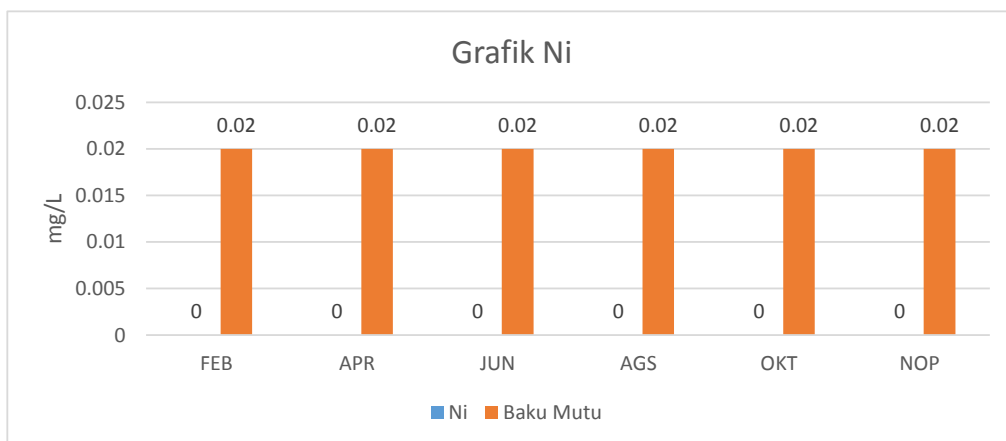
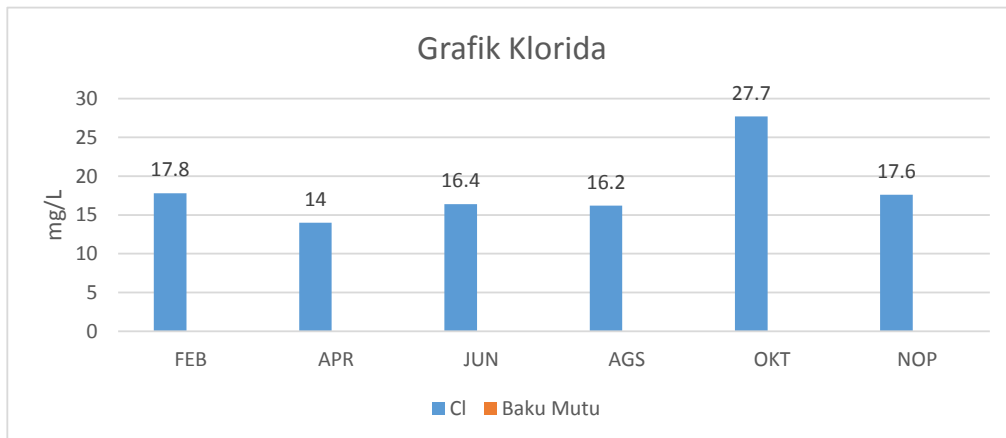
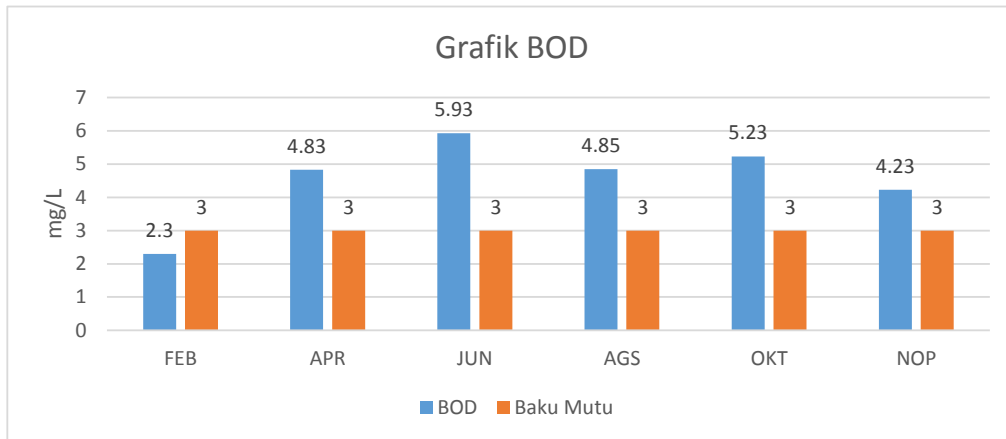
	Cr heksa		NO ₃		NO ₂	
FEB	0.0049	0.05	2.514	10	0.015	0.06
APR	< 0.0024	0.05	2.9311	10	0.0046	0.06
JUN	< 0.0024	0.05	2.539	10	0.0069	0.06
AGS	0.0064	0.05	2.372	10	0.339	0.06
OKT	0.0045	0.05	0.9374	10	0.2236	0.06
NOP	0.0038	0.05	1.377	10	0.007	0.06



	NH ₃	PO ₄	COD		
FEB	0.0026	0.2018	0.2	18.6	25
APR	< 0.0002	0.2284	0.2	43.75	25
JUN	0.0136	0.1249	0.2	23.47	25
AGS	0.0202	0.3039	0.2	18.92	25
OKT	0.0058	0.4466	0.2	16.96	25
NOP	0.0044	0.459	0.2	18.08	25



	BOD	CI	Ni
FEB	2.3	3	< 0.0127
APR	4.83	3	< 0.0127
JUN	5.93	3	< 0.0127
AGS	4.85	3	< 0.0127
OKT	5.23	3	< 0.0127
NOP	4.23	3	< 0.0127



	Ca	Fluorida	Co	
FEB	101.8	< 0.0158	0	< 0.0062
APR	1.542	0.3216	0	< 0.0062
JUN	5.578	0.2888	0	< 0.0062
AGS	6.215	0.3096	0	< 0.0062
OKT	5.943	0.4949	0	< 0.0062
NOP	8.064	0.3211	0	< 0.0062

