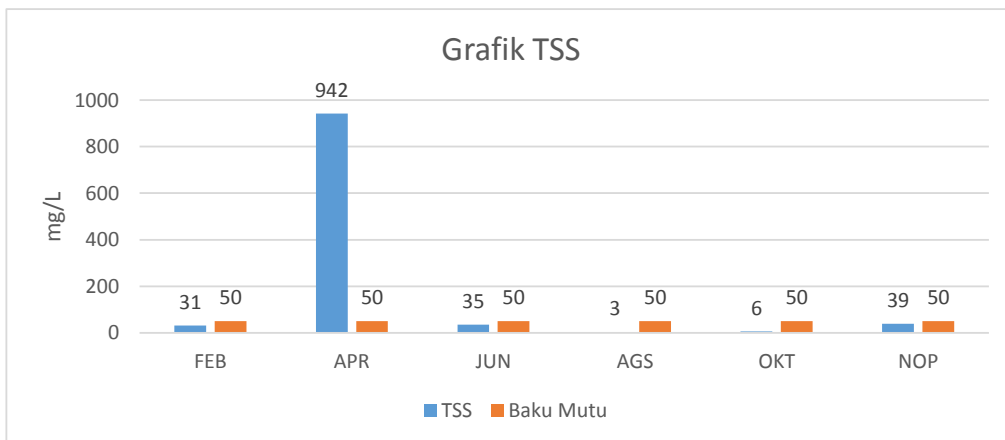
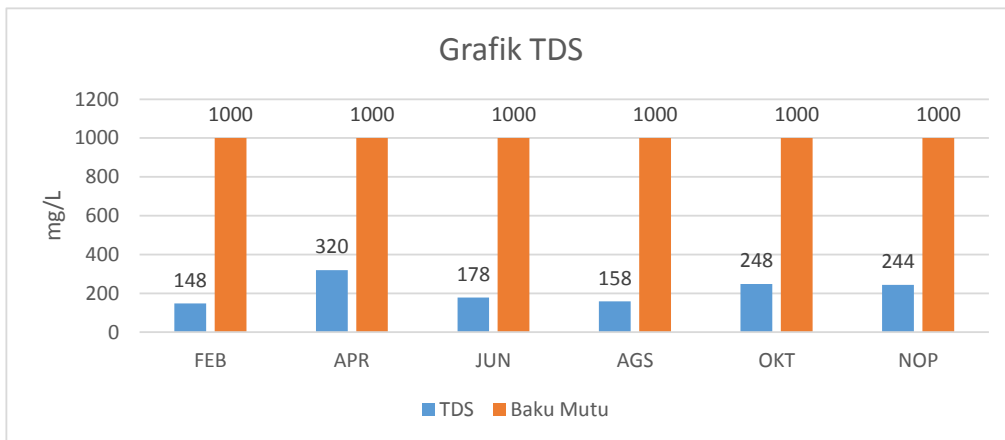
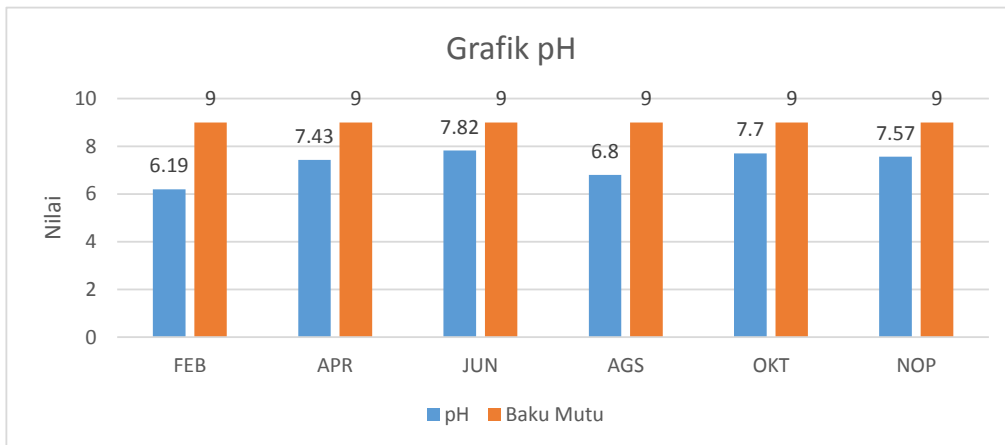
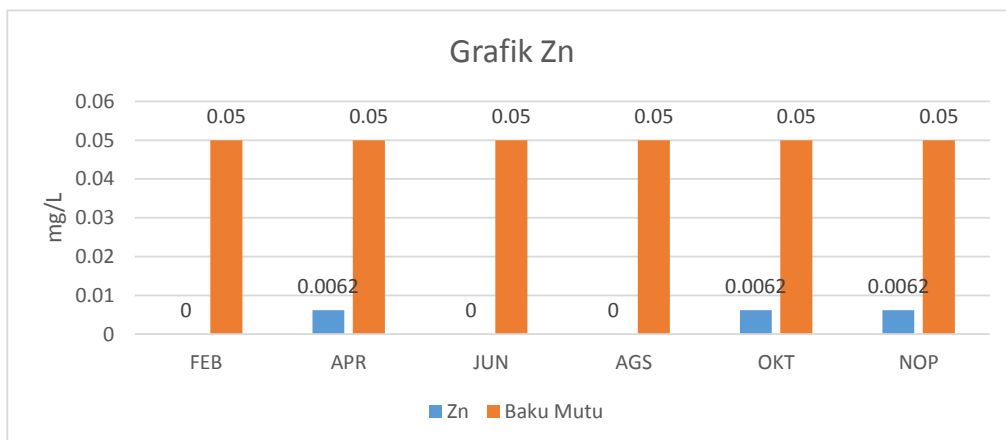
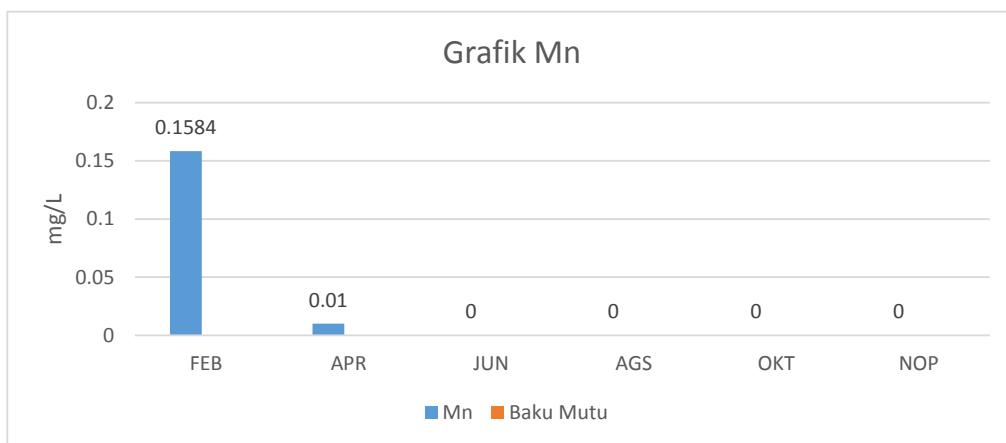
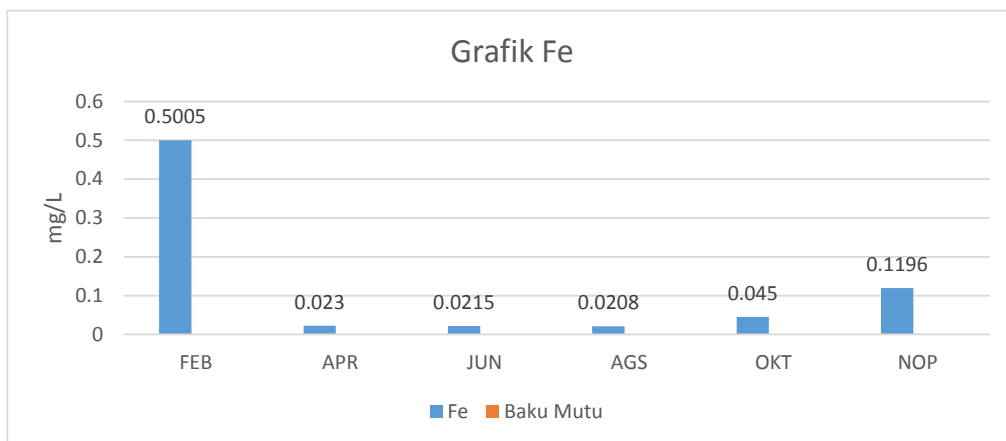


GRAFIK PARAMETER POS KUALITAS AIR WD.MULUR - S.JLANTAH 2020

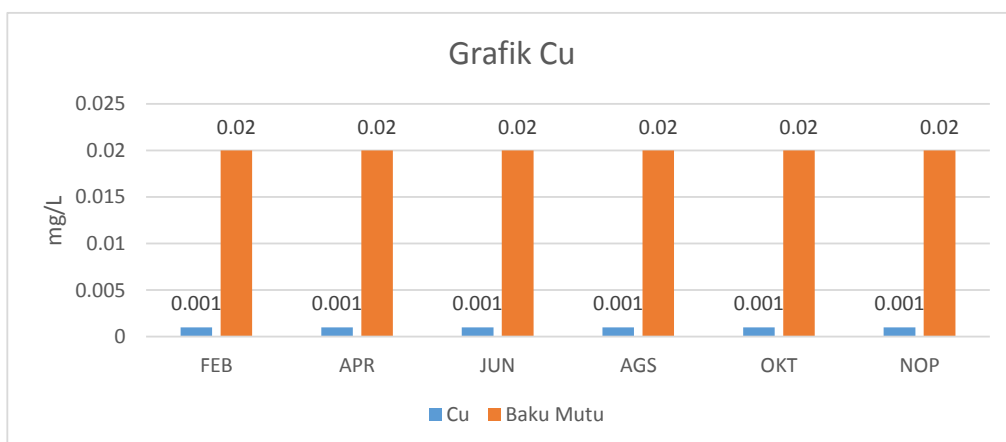
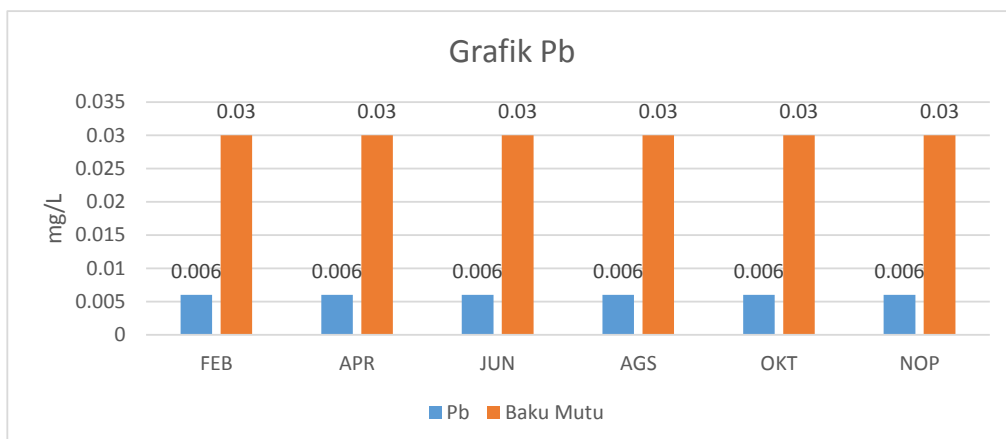
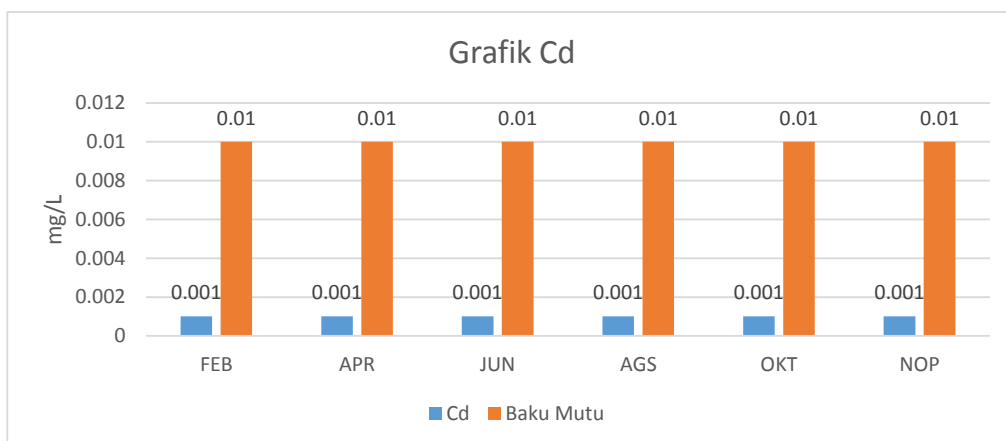
	pH	TDS	TSS
FEB	6.19	148	31
APR	7.43	320	942
JUN	7.82	178	35
AGS	6.8	158	3
OKT	7.7	248	6
NOP	7.57	244	39



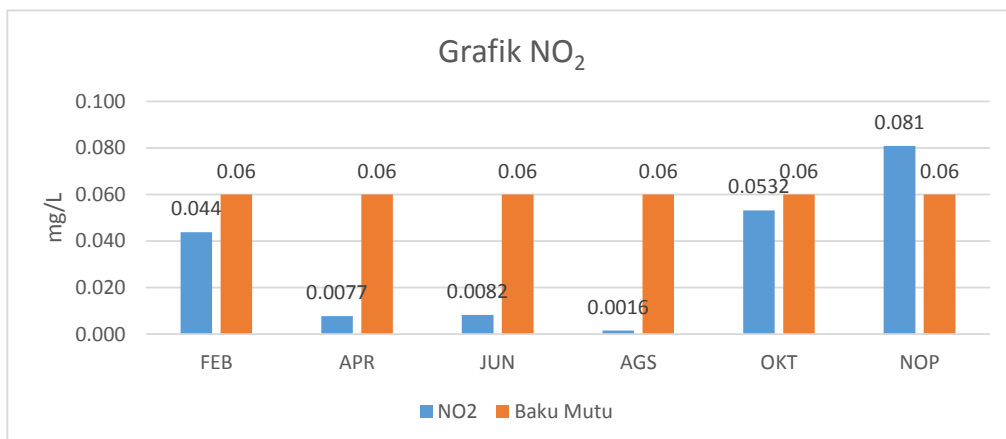
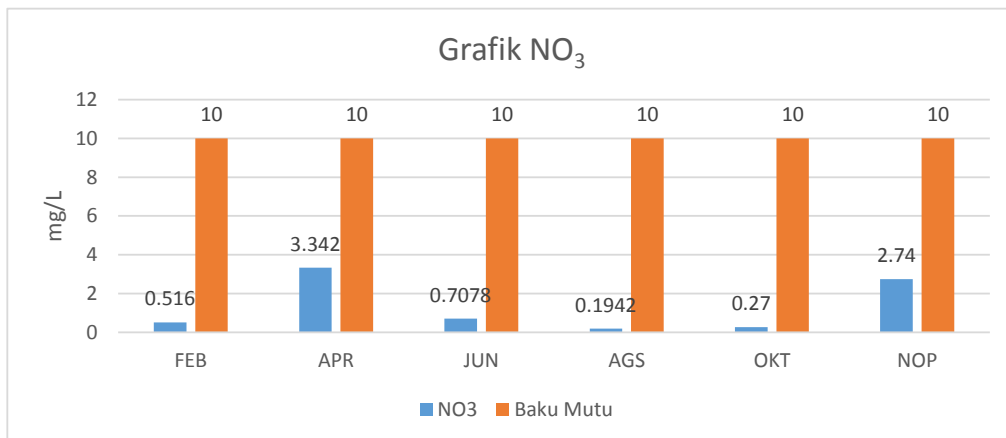
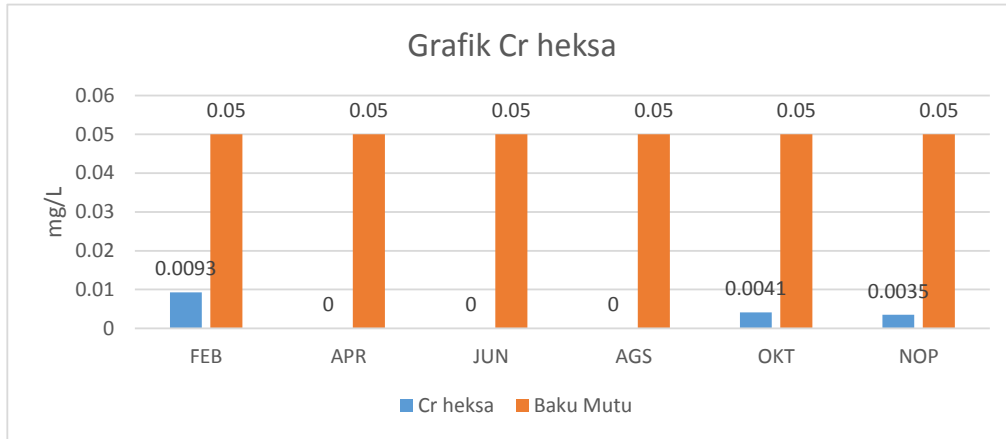
	Fe	Mn	Zn	
FEB	0.5005	0.1584	< 0.0054	0.05
APR	0.023	0.01	0.0062	0.05
JUN	0.0215	< 0.0100	< 0.0054	0.05
AGS	0.0208	< 0.0100	< 0.0054	0.05
OKT	0.045	< 0.0101	0.0062	0.05
NOP	0.1196	< 0.0100	0.0062	0.05



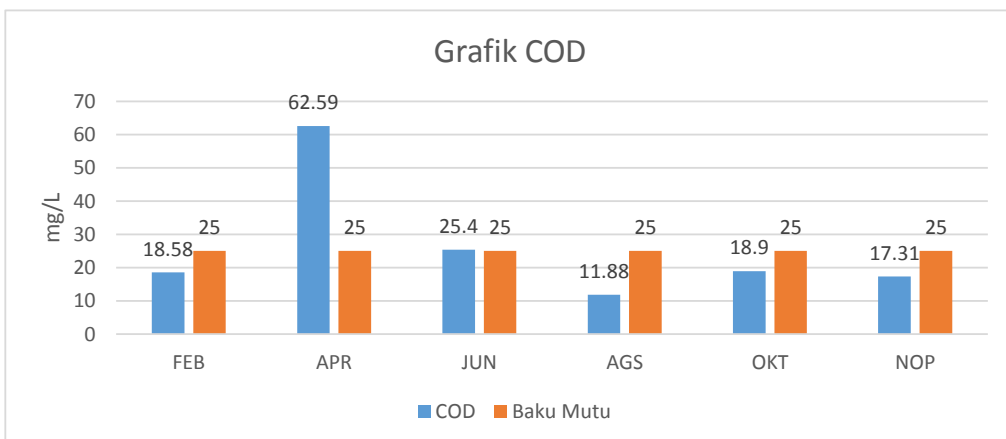
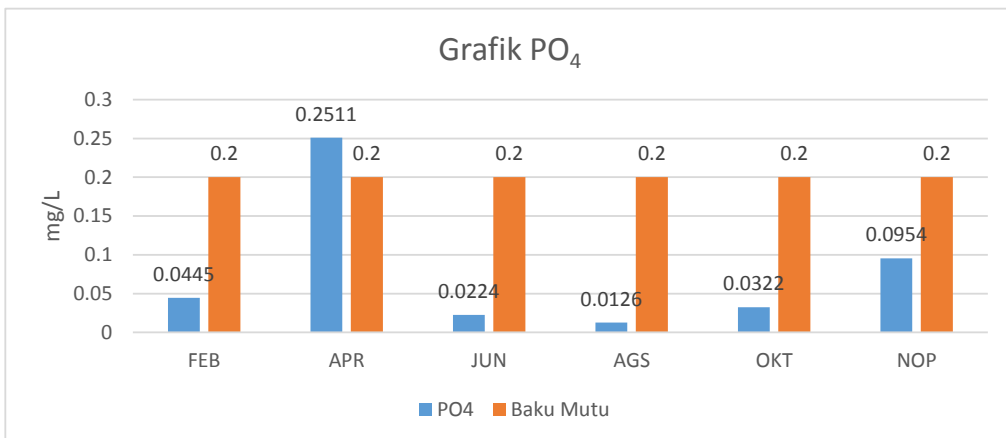
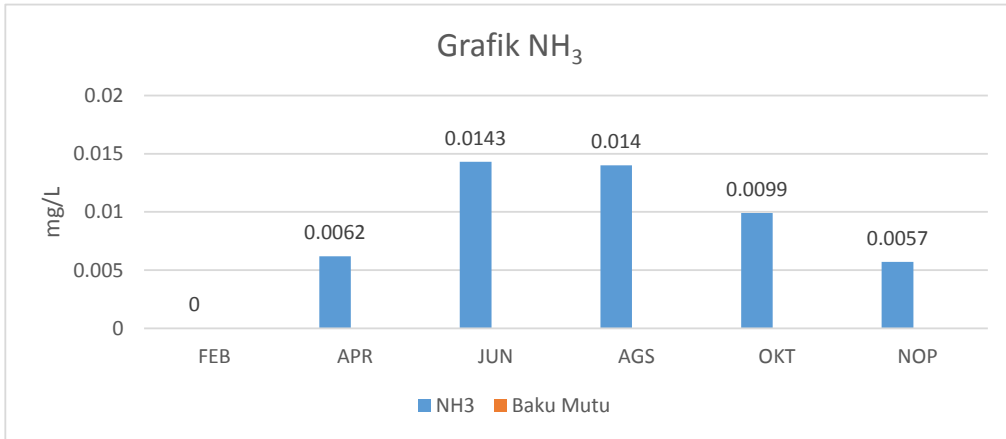
	Cd		Pb		Cu	
FEB	0.001	0.01	0.006	0.03	0.001	0.02
APR	0.001	0.01	0.006	0.03	0.001	0.02
JUN	0.001	0.01	0.006	0.03	0.001	0.02
AGS	0.001	0.01	0.006	0.03	0.001	0.02
OKT	0.001	0.01	0.006	0.03	0.001	0.02
NOP	0.001	0.01	0.006	0.03	0.001	0.02



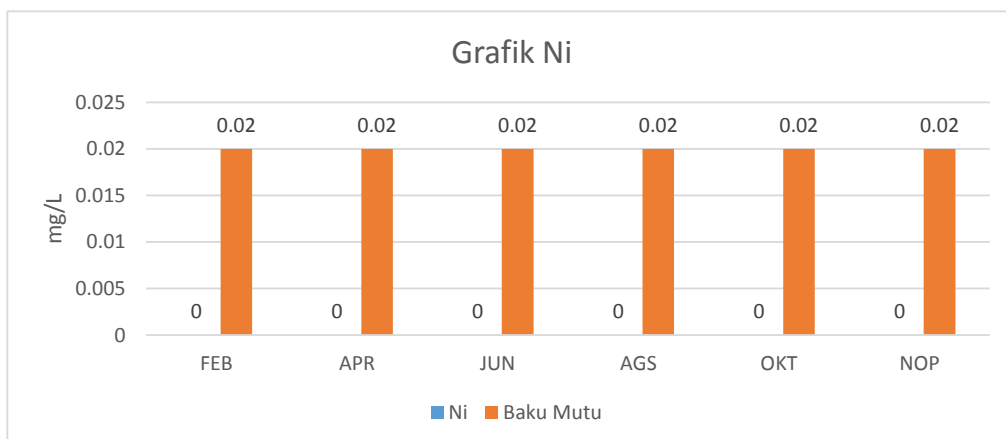
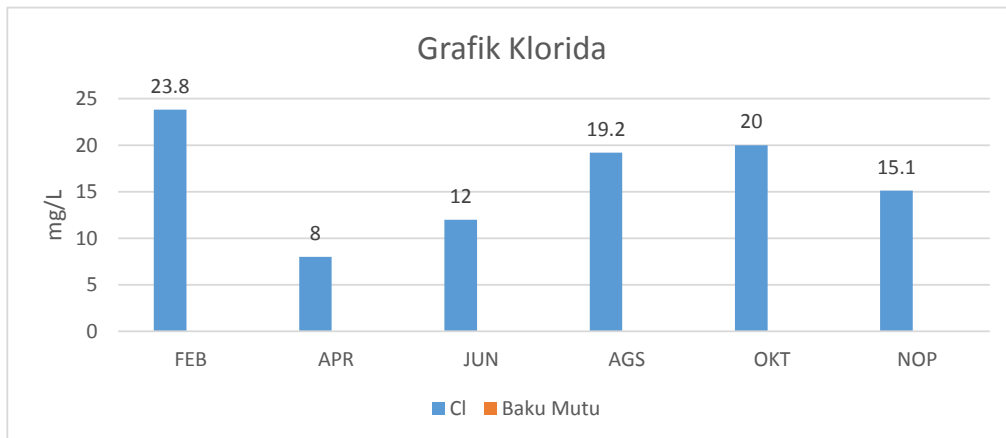
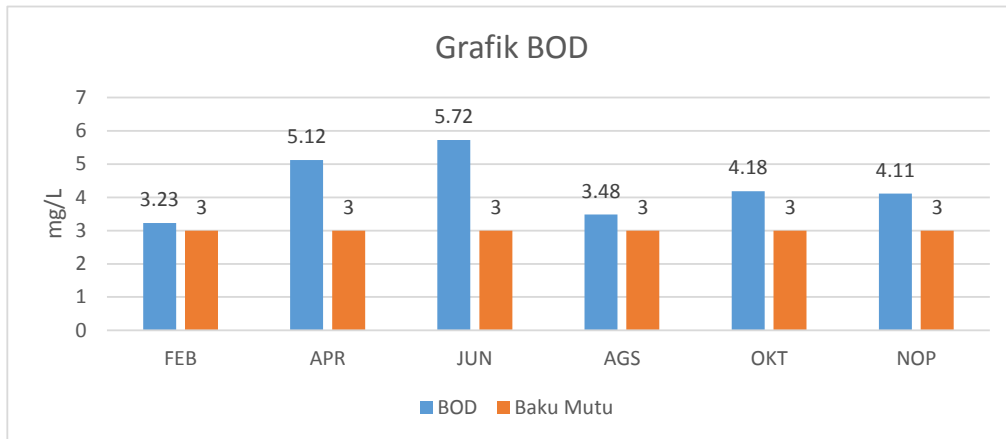
	Cr heksa		NO <sub>3</sub>		NO <sub>2</sub>	
FEB	0.0093	0.05	0.516	10	0.044	0.06
APR	< 0.0024	0.05	3.342	10	0.0077	0.06
JUN	< 0.0024	0.05	0.7078	10	0.0082	0.06
AGS	< 0.0024	0.05	0.1942	10	0.0016	0.06
OKT	0.0041	0.05	0.27	10	0.0532	0.06
NOP	0.0035	0.05	2.74	10	0.081	0.06



	NH <sub>3</sub>	PO <sub>4</sub>	COD		
FEB	< 0.0002	0.0445	0.2	18.58	25
APR	0.0062	0.2511	0.2	62.59	25
JUN	0.0143	0.0224	0.2	25.4	25
AGS	0.014	0.0126	0.2	11.88	25
OKT	0.0099	0.0322	0.2	18.9	25
NOP	0.0057	0.0954	0.2	17.31	25



	BOD		Cl	Ni	
FEB	3.23	3	23.8	< 0.0127	0.02
APR	5.12	3	8	< 0.0127	0.02
JUN	5.72	3	12	< 0.0127	0.02
AGS	3.48	3	19.2	< 0.0127	0.02
OKT	4.18	3	20	< 0.0127	0.02
NOP	4.11	3	15.1	< 0.0127	0.02



	Ca	Fluorida	Co	
FEB	78.46	< 0.0158	0	< 0.0062
APR	1.55	0.3189	0	< 0.0062
JUN	5.33	0.3246	0	< 0.0062
AGS	6.489	0.3799	0	< 0.0062
OKT	3.14	0.3514	0	< 0.0062
NOP	5.577	0.1361	0	< 0.0062

