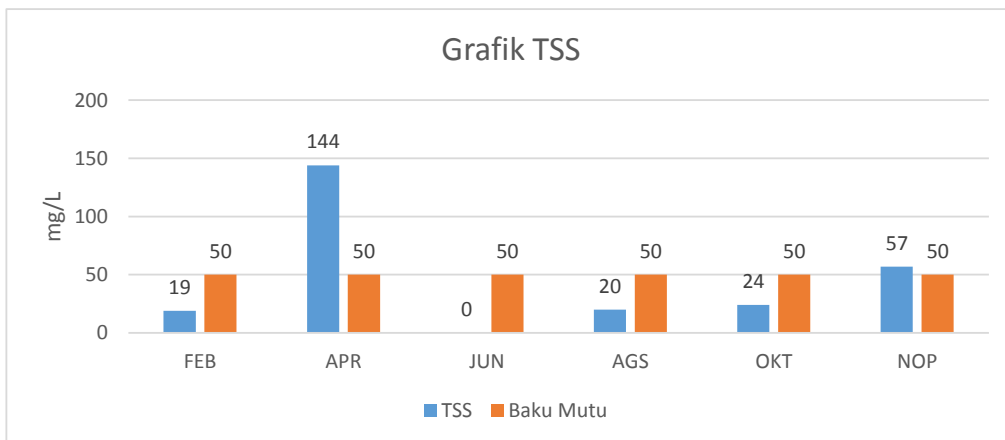
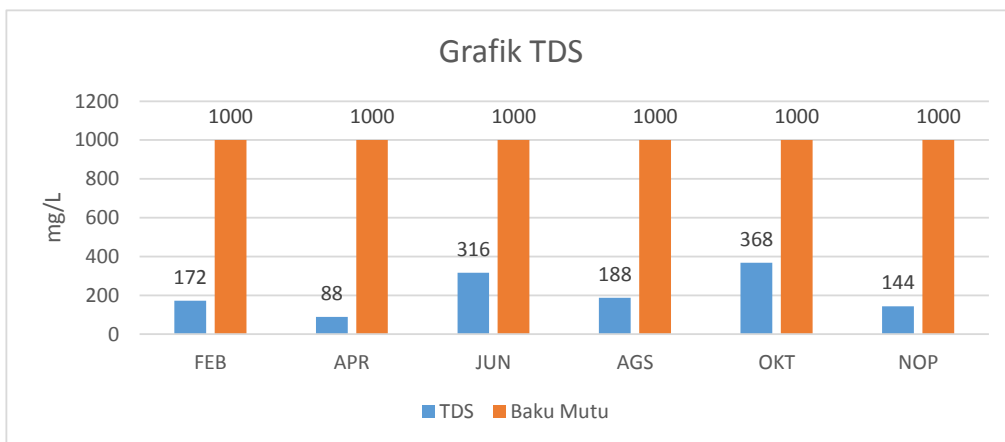
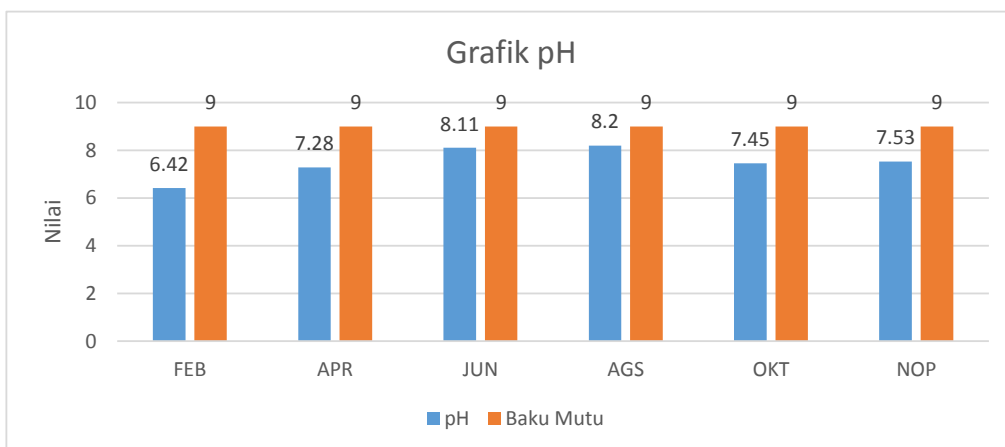
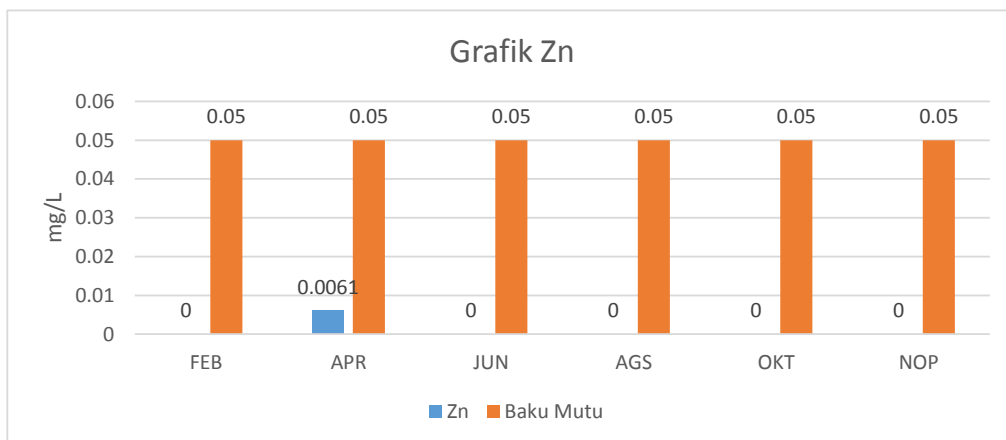
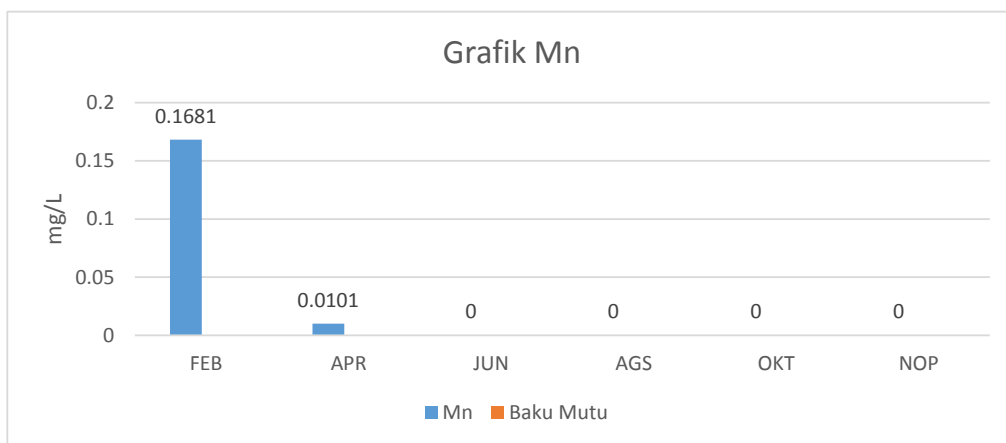
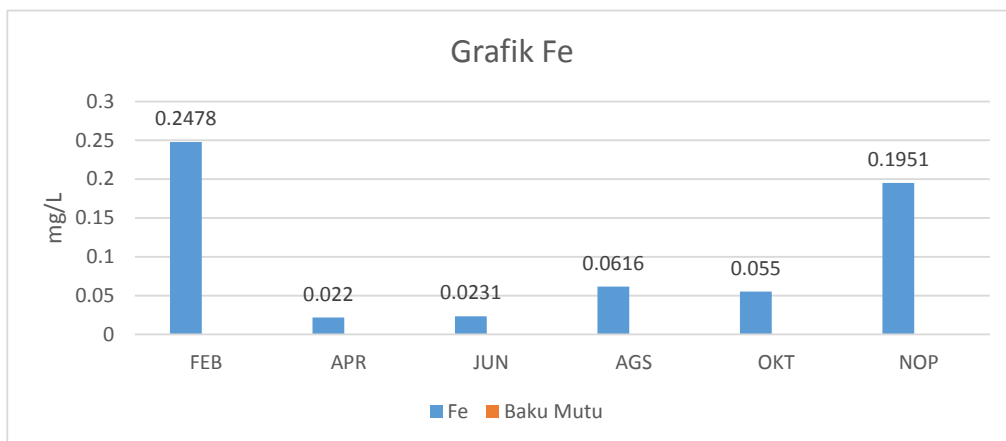


GRAFIK PARAMETER POS KUALITAS AIR KENATAN - S.KENATAN 2020

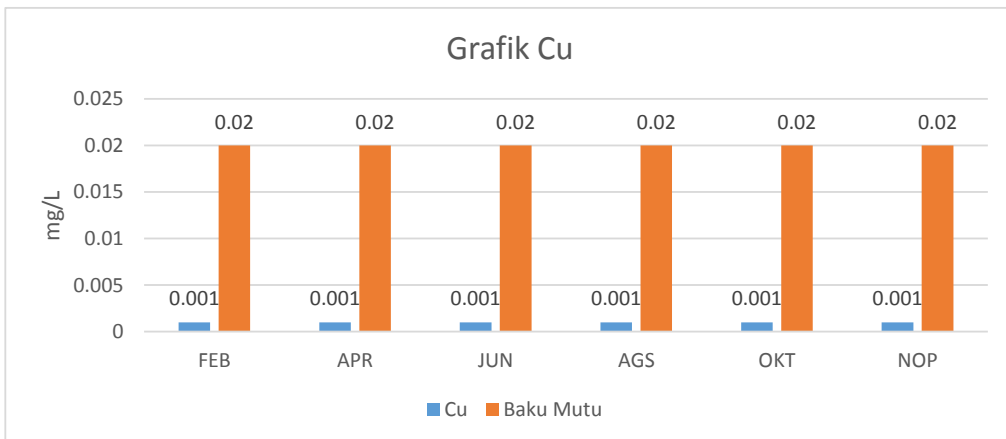
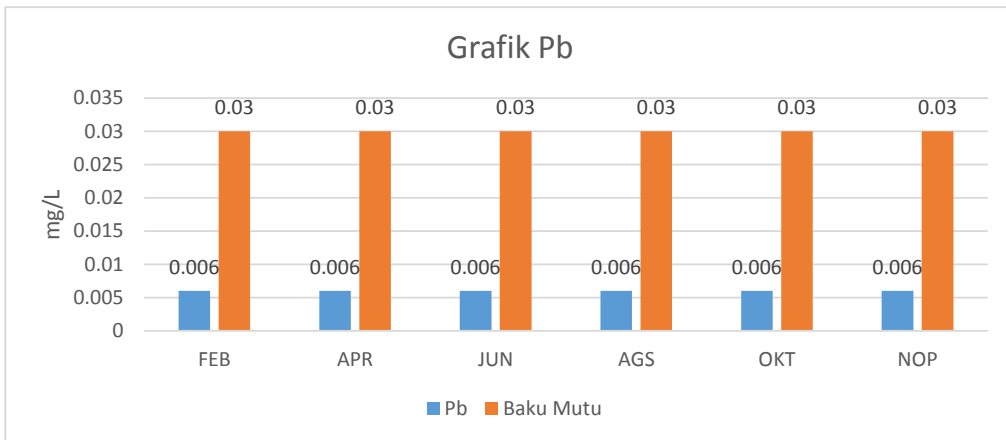
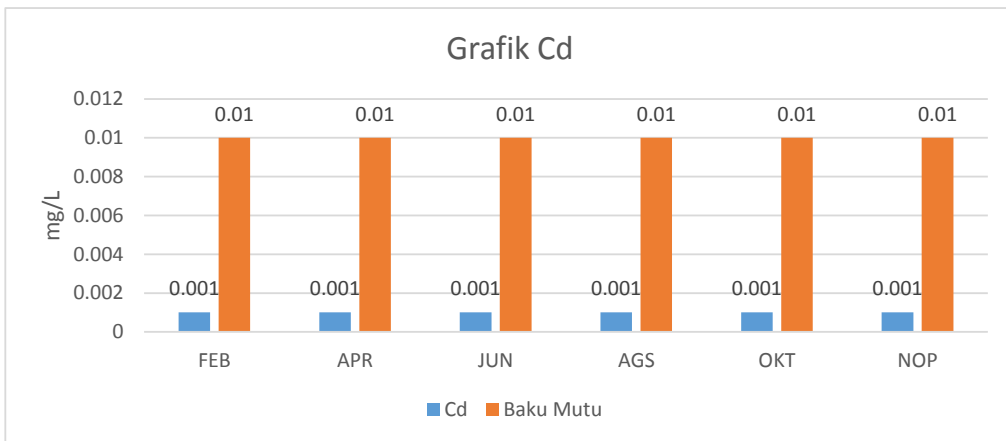
	pH	TDS	TSS
FEB	6.42	172	19
APR	7.28	88	144
JUN	8.11	316	0
AGS	8.2	188	20
OKT	7.45	368	24
NOP	7.53	144	57



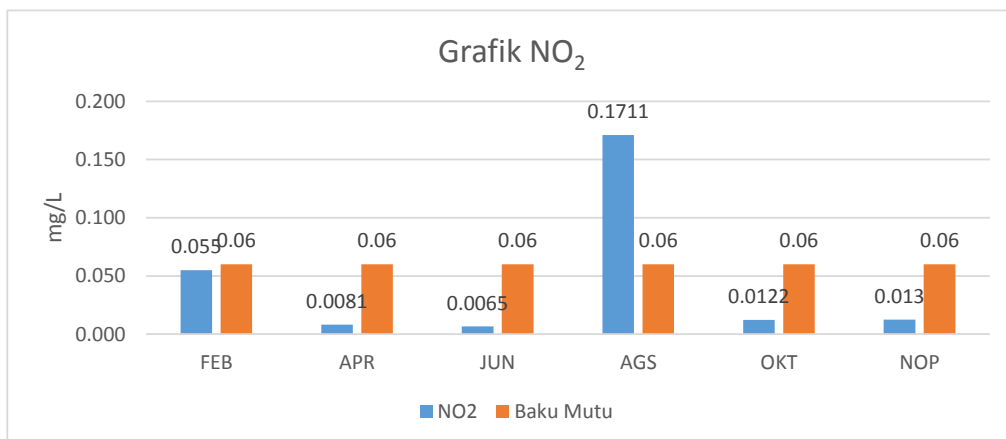
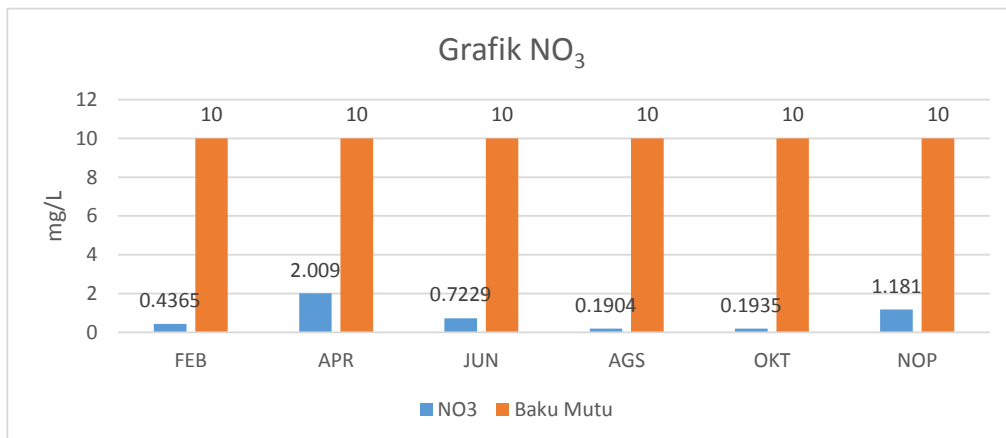
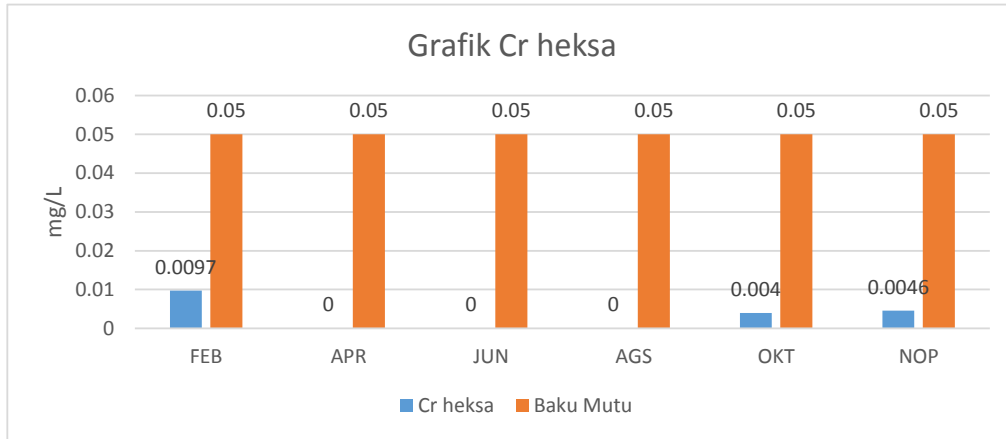
	Fe	Mn	Zn	
FEB	0.2478	0.1681	< 0.0054	0.05
APR	0.022	0.0101	0.0061	0.05
JUN	0.0231	< 0.0100	< 0.0054	0.05
AGS	0.0616	< 0.0100	< 0.0054	0.05
OKT	0.055	< 0.0100	< 0.0054	0.05
NOP	0.1951	< 0.0100	< 0.0054	0.05



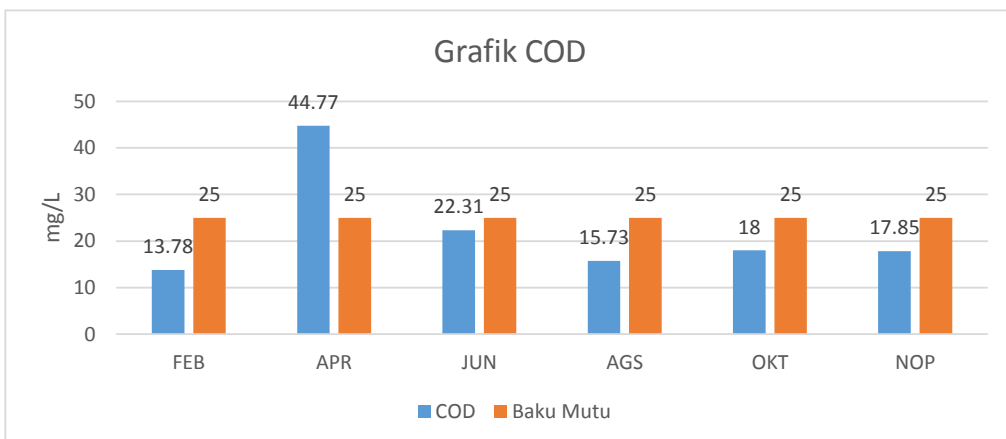
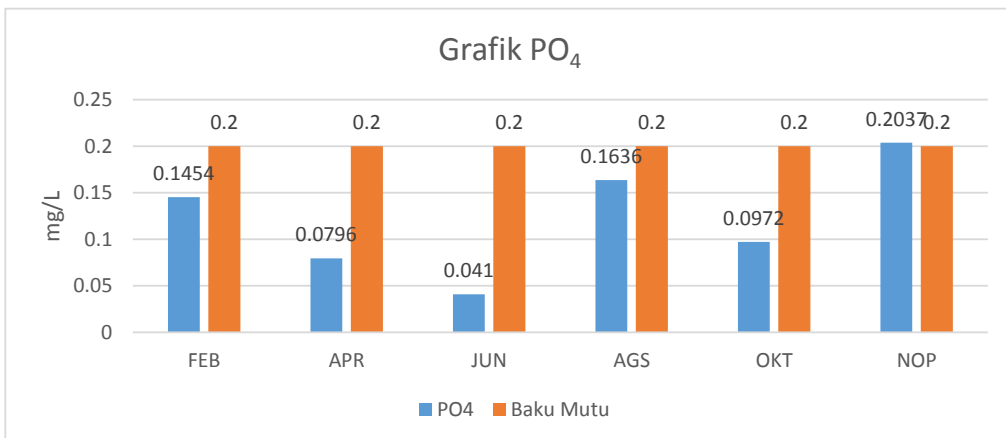
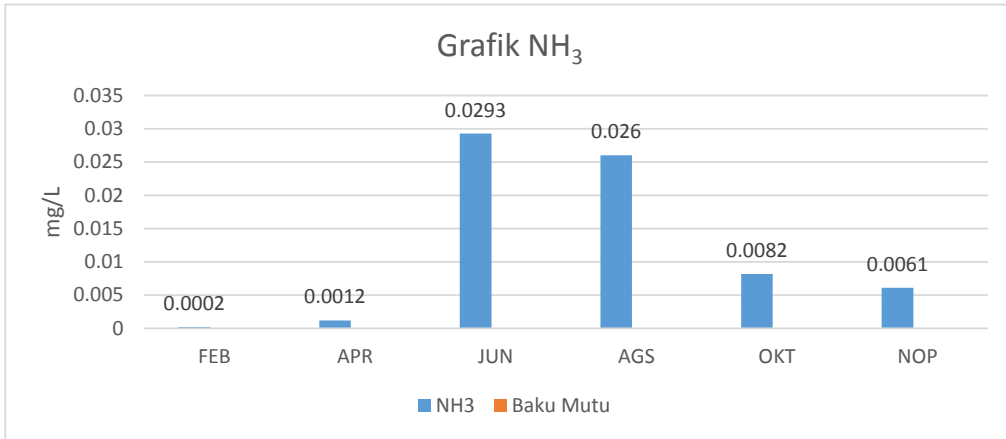
	Cd		Pb		Cu	
FEB	0.001	0.01	0.006	0.03	0.001	0.02
APR	0.001	0.01	0.006	0.03	0.001	0.02
JUN	0.001	0.01	0.006	0.03	0.001	0.02
AGS	0.001	0.01	0.006	0.03	0.001	0.02
OKT	0.001	0.01	0.006	0.03	0.001	0.02
NOP	0.001	0.01	0.006	0.03	0.001	0.02



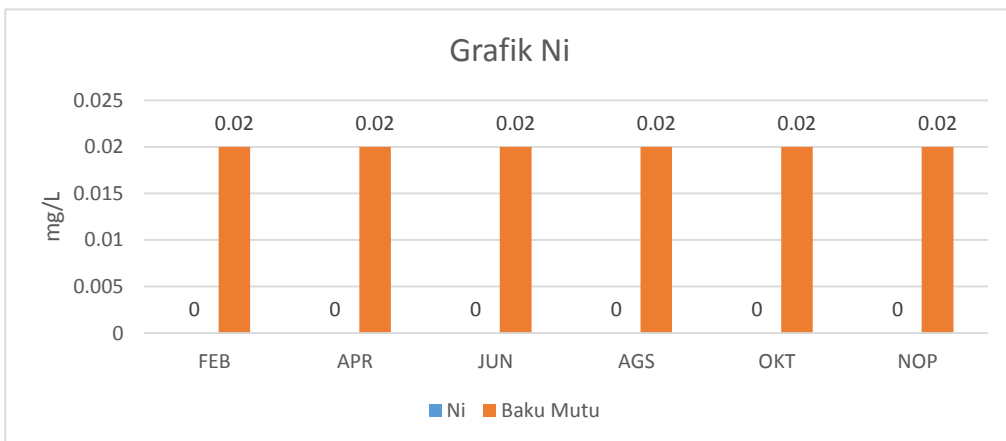
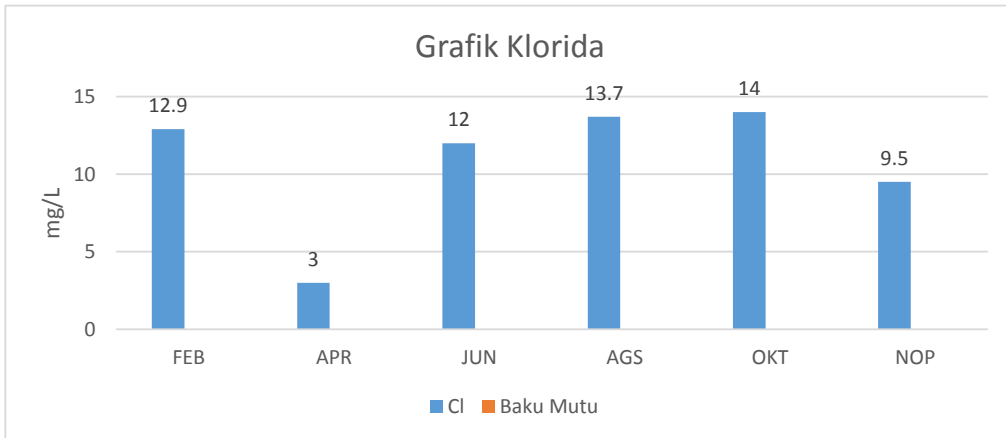
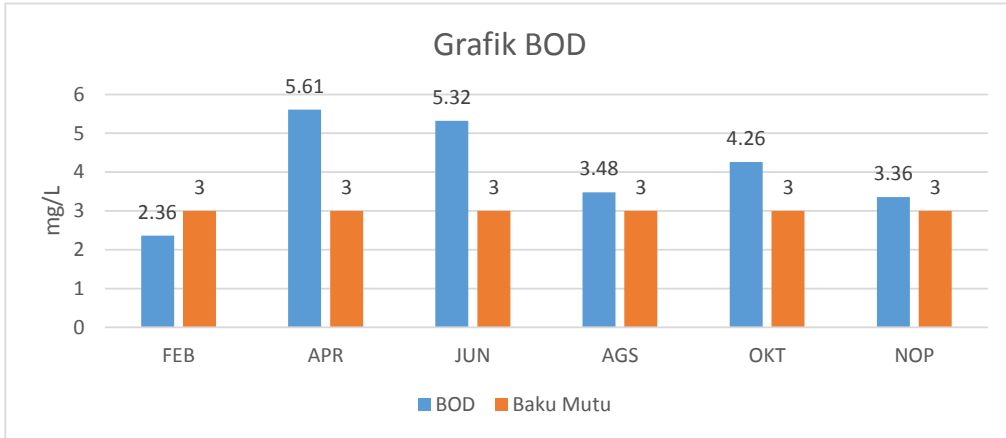
	Cr heksa		NO ₃		NO ₂	
FEB	0.0097	0.05	0.4365	10	0.055	0.06
APR	< 0.0024	0.05	2.009	10	0.0081	0.06
JUN	< 0.0024	0.05	0.7229	10	0.0065	0.06
AGS	< 0.0024	0.05	0.1904	10	0.1711	0.06
OKT	0.004	0.05	0.1935	10	0.0122	0.06
NOP	0.0046	0.05	1.181	10	0.013	0.06



	NH ₃	PO ₄	COD		
FEB	0.0002	0.1454	0.2	13.78	25
APR	0.0012	0.0796	0.2	44.77	25
JUN	0.0293	0.041	0.2	22.31	25
AGS	0.026	0.1636	0.2	15.73	25
OKT	0.0082	0.0972	0.2	18	25
NOP	0.0061	0.2037	0.2	17.85	25



	BOD		Cl	Ni	
FEB	2.36	3	12.9	< 0.0127	0.02
APR	5.61	3	3	< 0.0127	0.02
JUN	5.32	3	12	< 0.0127	0.02
AGS	3.48	3	13.7	< 0.0127	0.02
OKT	4.26	3	14	< 0.0127	0.02
NOP	3.36	3	9.5	< 0.0127	0.02



	Ca	Fluorida	Co	
FEB	103.8	< 0.0158	0	< 0.0062
APR	1.534	0.4119	0	< 0.0062
JUN	5.19	0.2735	0	< 0.0062
AGS	6.033	0.3715	0	< 0.0062
OKT	4.903	0.5158	0	< 0.0062
NOP	3.041	0.2274	0	< 0.0062

