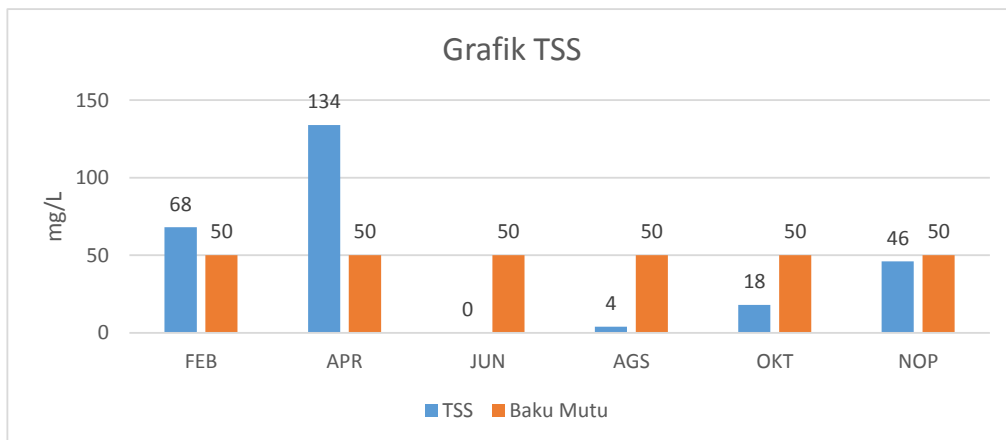
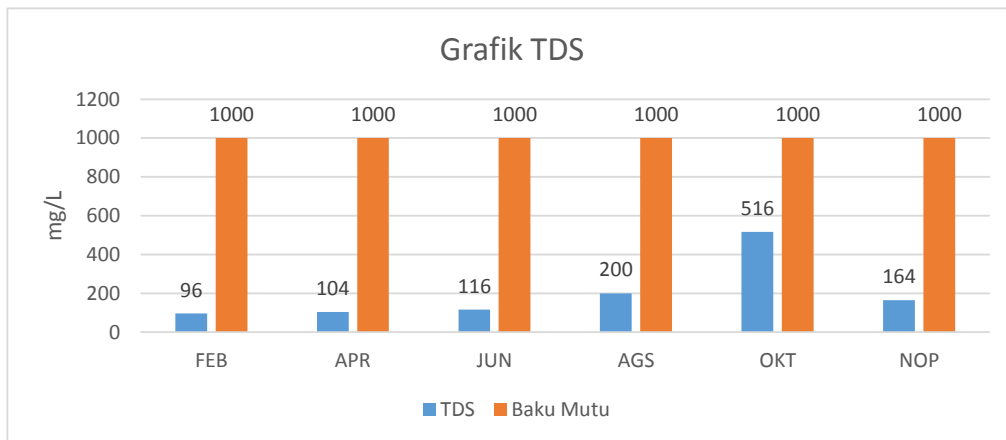
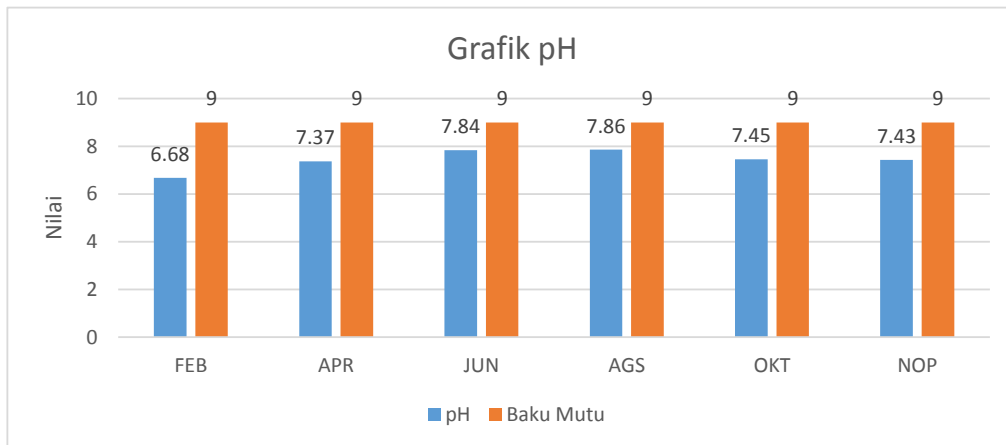
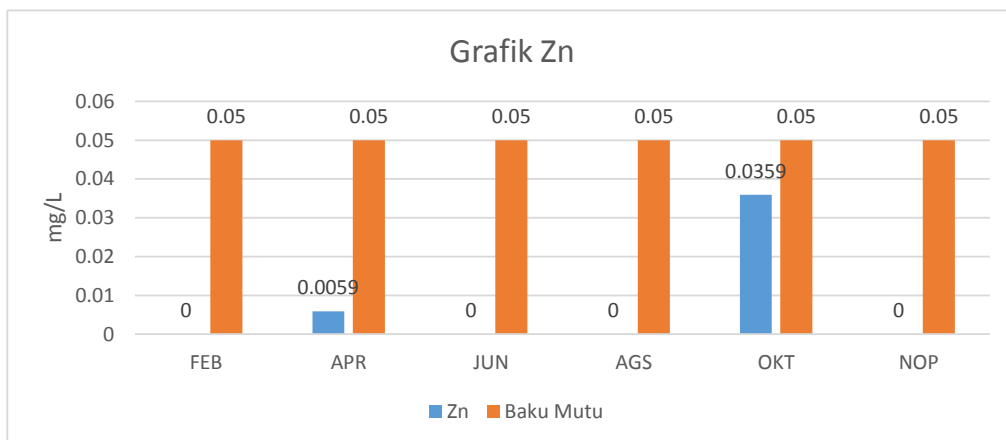
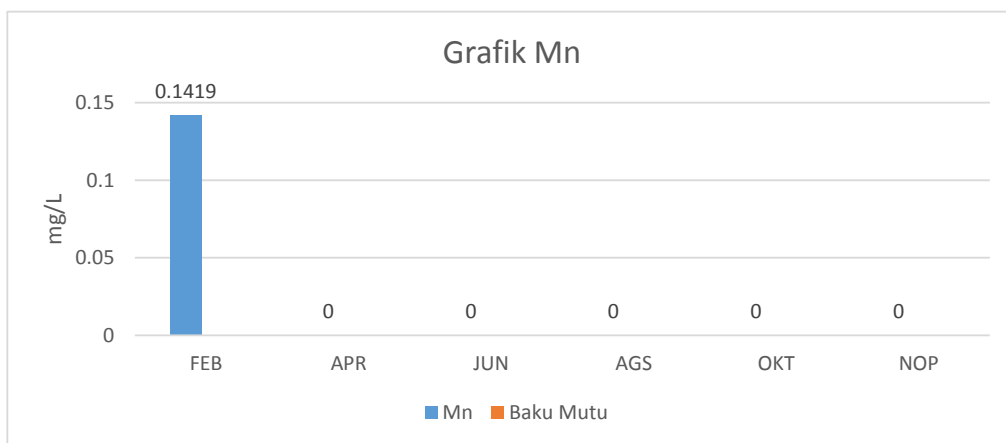
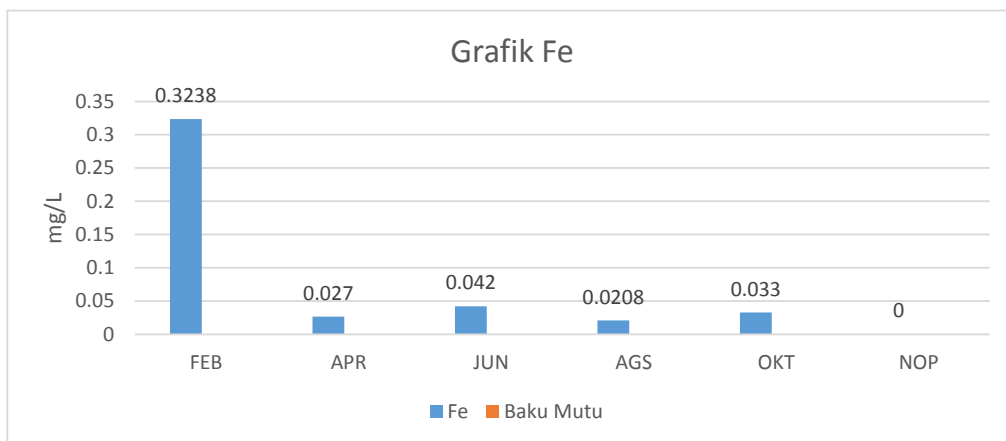


GRAFIK PARAMETER POS KUALITAS AIR TIMANG - S.WALIKAN 2020

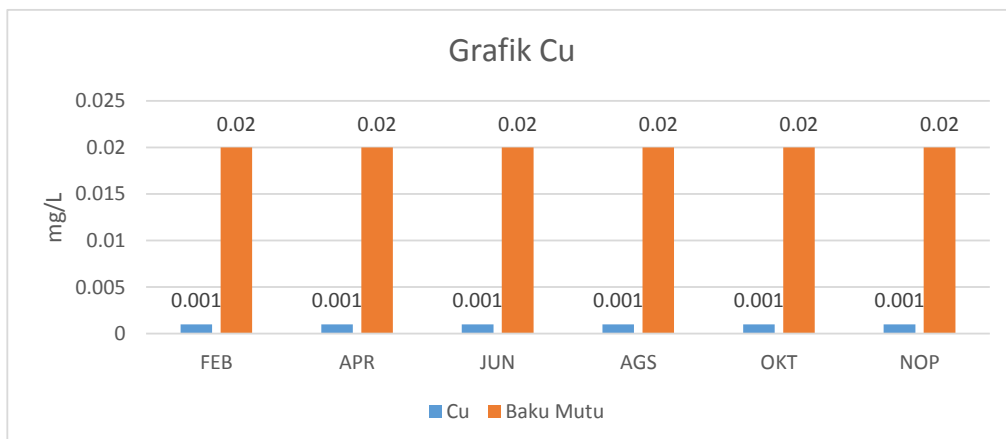
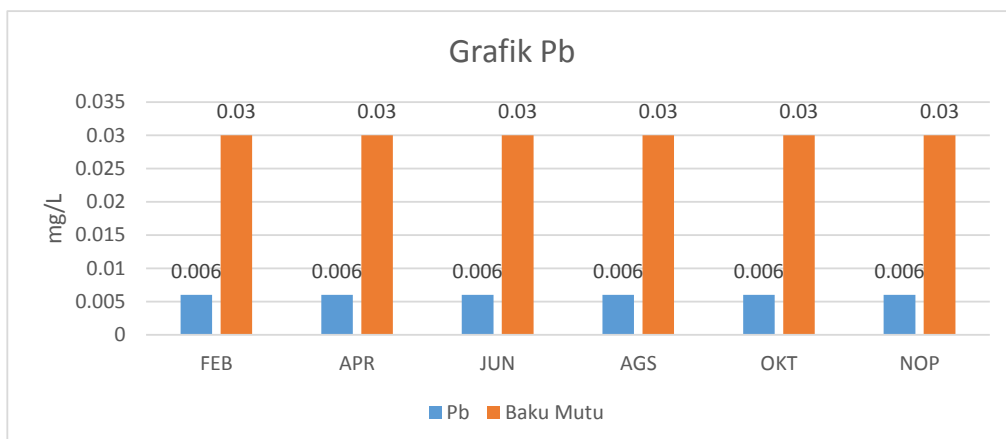
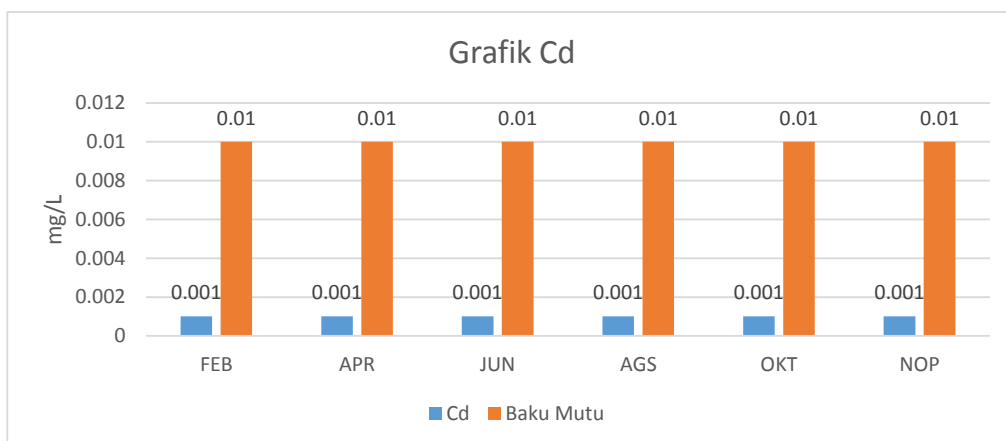
	pH	TDS	TSS
FEB	6.68	96	68
APR	7.37	104	134
JUN	7.84	116	< 2.38
AGS	7.86	200	4
OKT	7.45	516	18
NOP	7.43	164	46



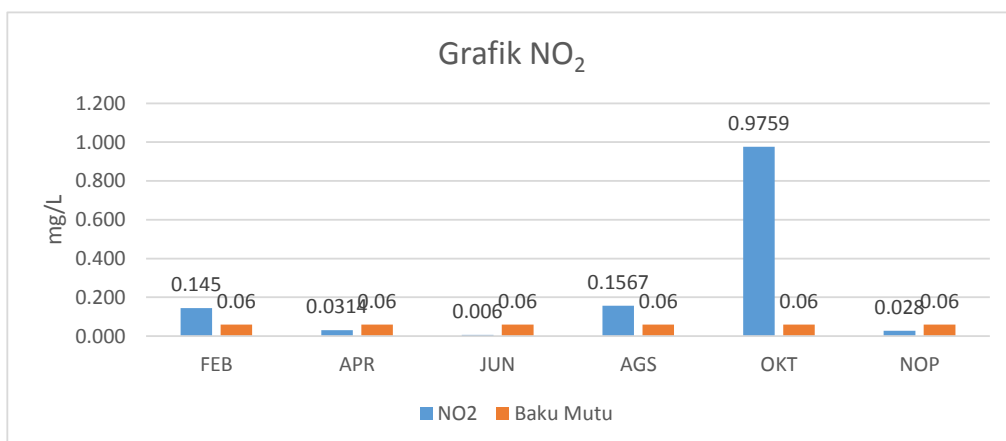
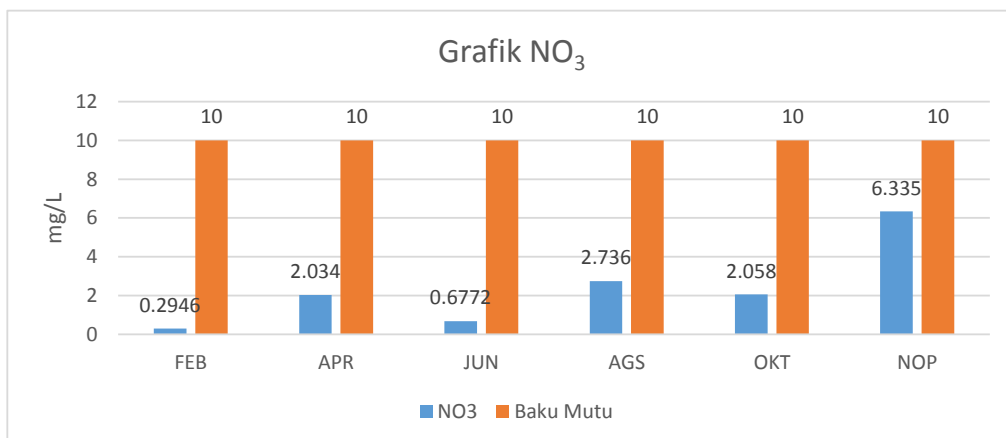
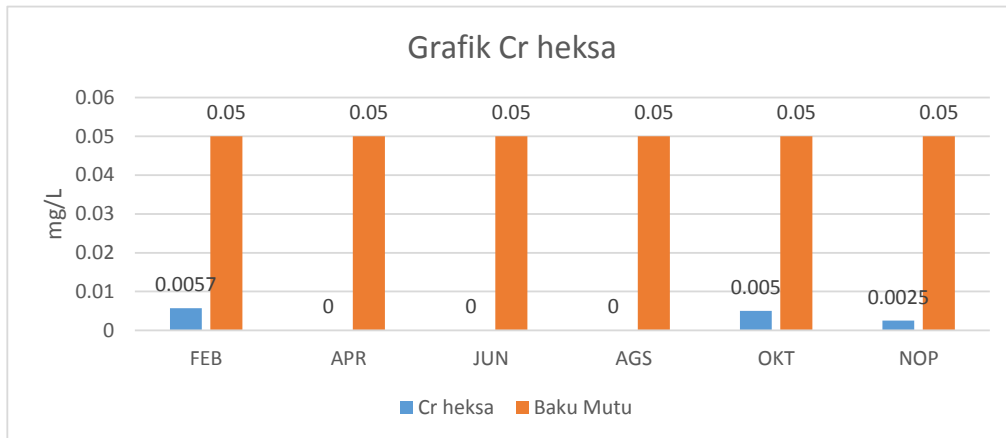
	Fe	Mn	Zn	
FEB	0.3238	0.1419	< 0.0054	0.05
APR	0.027	< 0.0100	0.0059	0.05
JUN	0.042	< 0.0100	< 0.0054	0.05
AGS	0.0208	< 0.0100	< 0.0054	0.05
OKT	0.033	< 0.0100	0.0359	0.05
NOP	< 0.0208	< 0.0100	< 0.0054	0.05



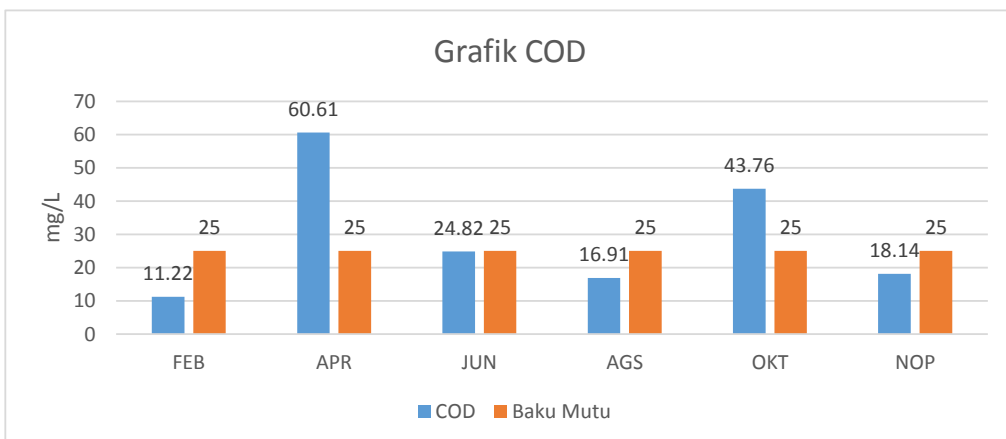
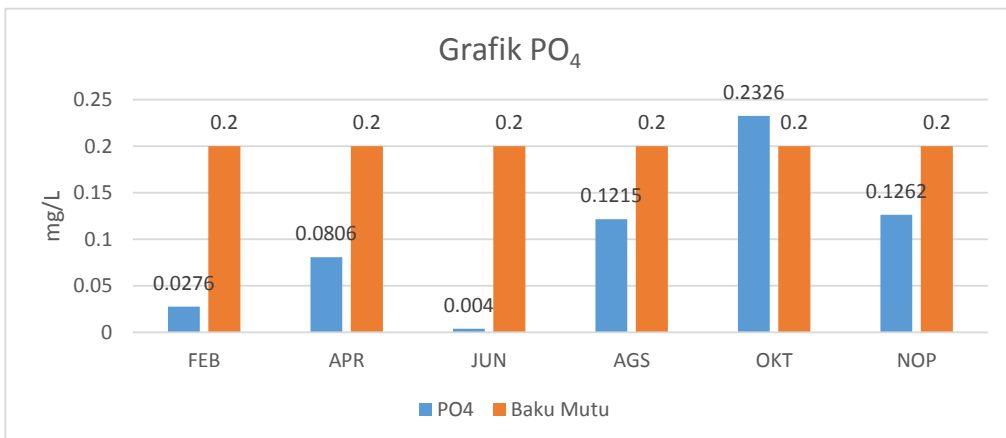
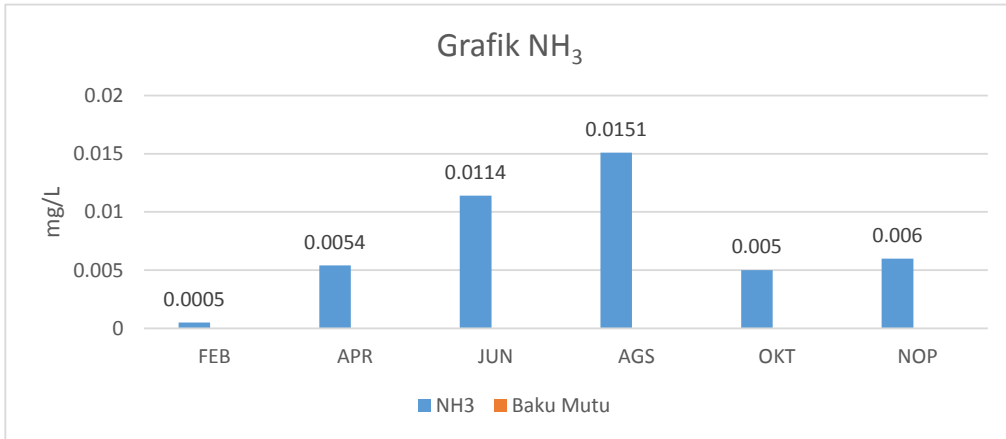
	Cd		Pb		Cu	
FEB	0.001	0.01	0.006	0.03	0.001	0.02
APR	0.001	0.01	0.006	0.03	0.001	0.02
JUN	0.001	0.01	0.006	0.03	0.001	0.02
AGS	0.001	0.01	0.006	0.03	0.001	0.02
OKT	0.001	0.01	0.006	0.03	0.001	0.02
NOP	0.001	0.01	0.006	0.03	0.001	0.02



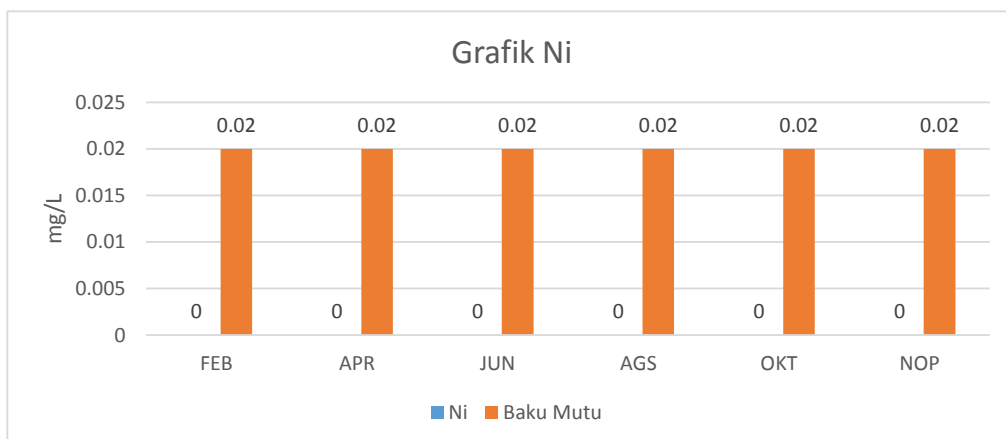
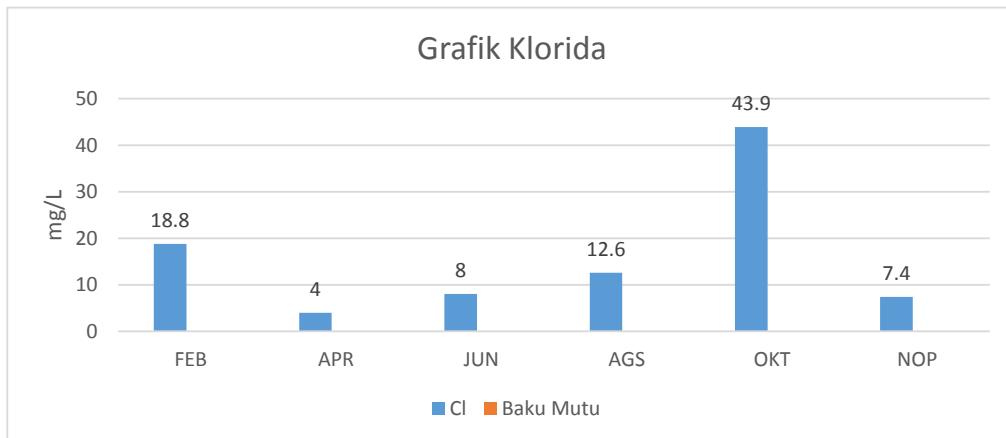
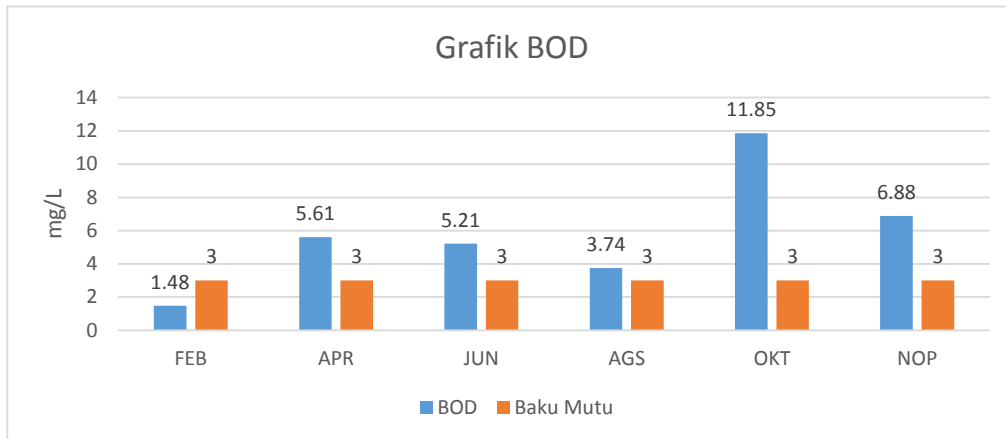
	Cr heksa		NO ₃		NO ₂	
FEB	0.0057	0.05	0.2946	10	0.145	0.06
APR	< 0.0024	0.05	2.034	10	0.0314	0.06
JUN	< 0.0024	0.05	0.6772	10	0.006	0.06
AGS	< 0.0024	0.05	2.736	10	0.1567	0.06
OKT	0.005	0.05	2.058	10	0.9759	0.06
NOP	0.0025	0.05	6.335	10	0.028	0.06



	NH ₃	PO ₄	COD		
FEB	0.0005	0.0276	0.2	11.22	25
APR	0.0054	0.0806	0.2	60.61	25
JUN	0.0114	0.004	0.2	24.82	25
AGS	0.0151	0.1215	0.2	16.91	25
OKT	0.005	0.2326	0.2	43.76	25
NOP	0.006	0.1262	0.2	18.14	25



	BOD		Cl	Ni	
FEB	1.48	3	18.8	< 0.0127	0.02
APR	5.61	3	4	< 0.0127	0.02
JUN	5.21	3	8	< 0.0127	0.02
AGS	3.74	3	12.6	< 0.0127	0.02
OKT	11.85	3	43.9	< 0.0127	0.02
NOP	6.88	3	7.4	< 0.0127	0.02



	Ca	Fluorida	Co	
FEB	92.98	< 0.0158	0	< 0.0062
APR	1.546	0.3483	0	< 0.0062
JUN	5.54	0.4586	0	< 0.0062
AGS	6.651	0.5541	0	< 0.0062
OKT	3.328	0.3725	0	< 0.0062
NOP	4.165	0.3535	0	< 0.0062

